

Executive Summary

ES-05 Executive Summary – 24 CFR 91.200(c), 91.220(b)

1. Introduction

As recipients of federal grant funds, HUD requires the City of West Jordan to produce a Five-Year Consolidated Plan and Annual Action Plan. It also serves as the application for funding for the Community Development Block Grant (CDBG) federal entitlement program that serves low income individuals and/or families.

The City of West Jordan's Five-Year Consolidated Plan (Con Plan) identifies the community's affordable housing, community development and economic development needs, and outlines a comprehensive and coordinated strategy for addressing them. The City's upcoming five-year strategy will focus primarily on devoting federal resources to areas in the city where the greatest concentration of poverty exists.

HUD has established three priority goals for jurisdictions across the country to pursue as part of their consolidated planning efforts: decent housing, suitable living environment, and providing economic opportunity. This 5-year Consolidated Plan is being prepared during the COVID-19 Virus outbreak and takes into consideration HUD's revised guidelines on citizen participation.

The ability of the City to attain these goals utilizing CDBG funds can be identified through the following performance measures:

Decent Housing: The provision of decent housing assists both the homeless and persons at risk of becoming homeless in obtaining housing; retains the existing units in the housing stock; increases the availability of permanent housing in standard condition and at affordable cost to low- and moderate-income (LMI) families. Decent housing also increases the supply of supportive housing with services needed to enable persons with special needs to live independently and provides affordable housing for low to moderate income persons in areas that are accessible to job opportunities.

The City provides funding for housing to the ASSIST program, the West Jordan Downpayment and Rehabilitation Programs to address these needs.

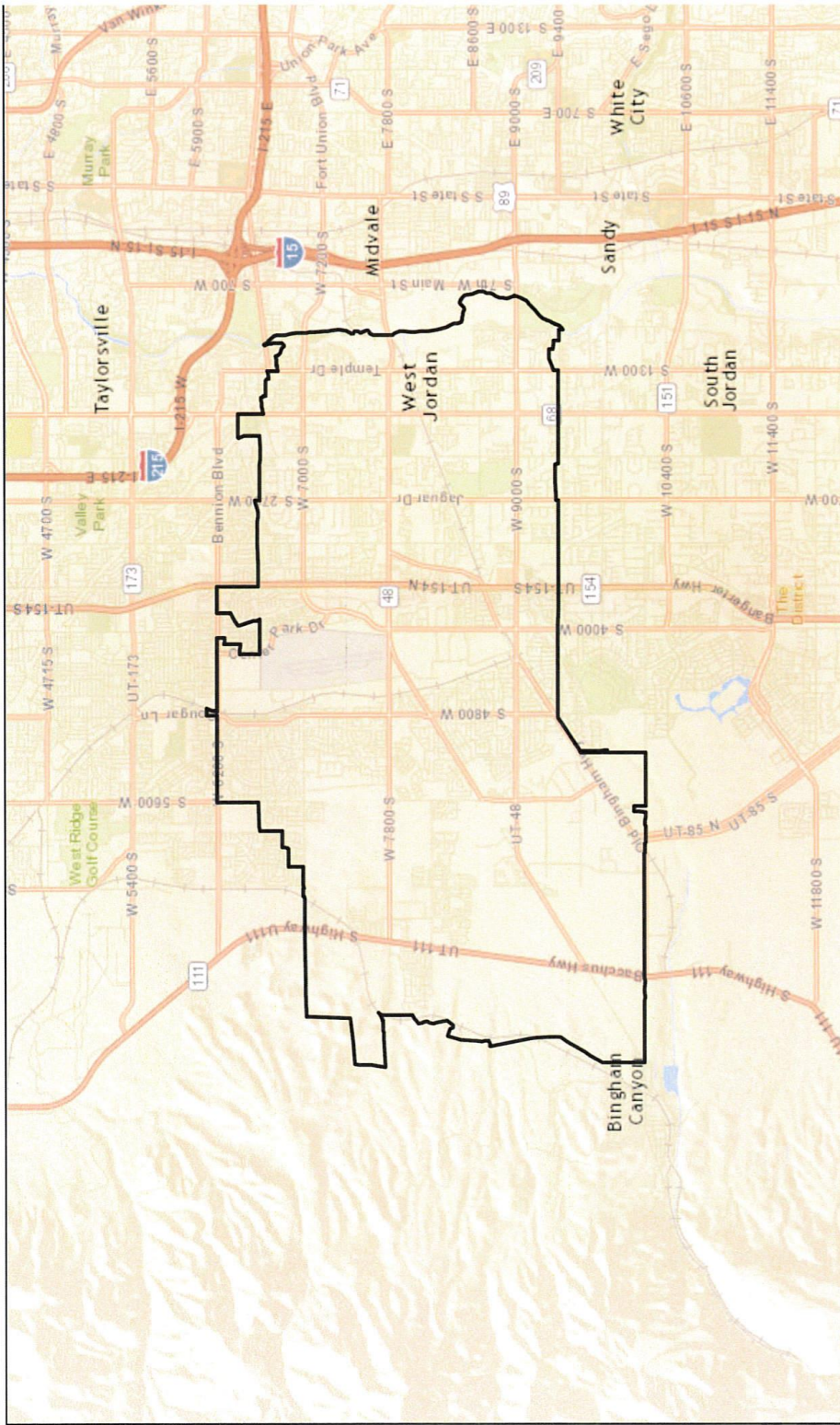
Suitable living environment: The provision of a suitable living environment improves the safety and livability of neighborhoods; increases access to quality public and private facilities and services; reduces the isolation of income groups within a community or geographical area by offering housing opportunities for persons of lower-income and revitalizes deteriorating or deteriorated neighborhoods;

restores, enhances, and preserves natural and physical features of special value for historic, architectural or aesthetic reasons; and conserves energy resource.

In order to address these needs, the City funds several Public Service agencies throughout the Salt Lake Valley. These include but are not limited to the South Valley Sanctuary, Family Support Center, Community Action Program, etc.

Provide economic opportunity : The provision of expanded economic opportunities creates and retains jobs; establishes, stabilizes, and expands small businesses (including micro-businesses); provides public services concerned with employment; provides jobs to low income persons living in areas affected by those programs and activities; makes available mortgage financing for low-income persons at reasonable rates using nondiscriminatory lending practices; provides access to capital and credit for development activities that promote the long-term economic and social viability of the community; and provides empowerment and self-sufficiency opportunities for low income persons to reduce generational poverty in federally-assisted and public housing.

City of West Jordan - City Limits



1:131,910
 0 1 2 3 4 mi
 0 1.75 3.5 7 k
 Sources: Esri, HERE, DeLorme, USGS, Intermap, increment P Co
 Esri Japan, METI, Esri China (Hong Kong), Esri (Thailand
 MapmyIndia, © OpenStreetMap contributors, and the GIS User Cor

May 13, 2015
 Override 1

WJMAP

2. Summary of the objectives and outcomes identified in the Plan Needs Assessment Overview

Over the next five years, the City will continue to provide low- and moderate-income persons with housing assistance and continue to allocate CDBG funds to local nonprofit organizations to provide essential social services for the homeless, LMI persons, and non-homeless special needs population.

The City of West Jordan has identified these main goals:

- Provide housing counseling and intake assessment for low/moderate-income residents for stabilizing the homeless, foreclosure prevention, and home purchase.
- Enrich community services and provide limited economic development funding for low-income start-up businesses. Funding for this activity will be based on previous years funding and it is anticipated that no additional CDBG funding will be required under the FY2020-2024 Consolidated Plan.
- Provide public service funding for homeless shelters, youth mentoring programs, domestic violence shelters/counseling, crisis nursery programs,
- Provide ADA Compliance at street intersections throughout West Jordan.
- Provide rehabilitation on low to moderate rental property/public housing units for low income persons, elderly and/or disabled.

3. Evaluation of past performance

In the FY 2018 Consolidated Annual Performance Evaluation Report (CAPER), the City of West Jordan met two performance measures: decent housing and suitable living environment. Limited funds were allocated for economic development to provide low interest economic development loans for start-up businesses. The City provided funding for housing counseling, emergency shelter for abused spouses and children, food pantry services, homeless shelter operations, and youth mentoring programs, through the 15% allocations from Public services. In addition, funds were provided for the annual payment of the Section 108 Loan utilized to construct the West Jordan Senior Citizen center. This loan has been paid in full and will not be a part of the FY2020-2024 Consolidated Plan.

4. Summary of citizen participation process and consultation process

Housing Authority of Salt Lake County Meeting, February 13, 2020 @ 10:00 AM

Consolidated Plan/CDBG Public Meeting/Hearing 3-4-20 @ 9:00 AM

Consolidated Plan/CDBG Public Meeting/Hearing 3-18-20 @10:00AM

Consolidated Plan/CDBG Public Meeting/Hearing 3-25-20 @ 9:00 AM

Consolidated Plan & Annual Action Plan CDBG Public Hearing 7-8-2020 @ 7:00 PM

During the preparation of the City of West Jordan's 2020-2024 Consolidated Plan, a final public hearing was held on Wednesday, July 8, 2020 at 7:00 PM to obtain public input for community needs. Past sub-recipients were contacted by email for input and attendance at the public hearing. The executive summary and draft of the Consolidated Plan was available for review in the CDBG Program Office at the West Jordan City Hall. Technical assistance will be provided later in the program year with the sub-recipients that receive funding.

5. Summary of public comments

No comments were received at the meetings.

6. Summary of comments or views not accepted and the reasons for not accepting them

All comments were accepted and considered.

7. Summary

Based on the Needs Assessment and Market Analysis, the City determined that the most appropriate use of the CDBG allocation during 2020-2024 Consolidated Planning period is for public infrastructure improvements (such as streets, sidewalks and ADA compliance activities) housing rehabilitation activities, and home purchase assistance to maintain housing stability. In addition, supportive services for low and moderate-income persons in the City to be funded through public service agencies and the City will offer limited funding to non-profits for economic opportunities for low income persons through the revolving loan program. Public service projects will be required to fulfill one of three objectives [(1) Decent, affordable housing, (2) Suitable living environment or (3) Economic opportunities] and one of three outcomes [(1) Availability/Accessibility, (2) Affordability, or (3) Sustainability].

The Process

PR-05 Lead & Responsible Agencies - 91.200(b)

1. Describe agency/entity responsible for preparing the Consolidated Plan and those responsible for administration of each grant program and funding source

The following are the agencies/entities responsible for preparing the Consolidated Plan and those responsible for administration of each grant program and funding source.

Agency Role	Name	Department/Agency
Lead Agency	WEST JORDAN	
CDBG Administrator		Community Preservation

Table 1– Responsible Agencies

Narrative

NA

Consolidated Plan Public Contact Information

Charles Tarver

CDBG/Grants Manager

City of West Jordan

8000 S. Redwood Road

West Jordan, Utah 84088

(801) 569-5062 FAX (801) 569-5099

Charles.tarver@westjordan.utah.gov

PR-10 Consultation - 91.100, 91.110, 91.200(b), 91.300(b), 91.215(I) and 91.315(I)

1. Introduction

This section of the Consolidated Plan addresses the City's efforts to consult with other public and private agencies when developing the plan.

The City's Citizen Participation Plan serves as the first step in the qualification process for the CDBG program. The plan serves as the City's official policy for involving the community in the development of all planning documents related to the CDBG program. As required, the City consulted with residents and agencies through public hearings, community meetings, newspaper advertisements, and emails to identify community needs that may be eligible for consideration as five-year goals for the Consolidated Plan.

Provide a concise summary of the jurisdiction's activities to enhance coordination between public and assisted housing providers and private and governmental health, mental health and service agencies (91.215(I)).

The consolidated plan must provide a concise summary of the jurisdiction's activities to enhance coordination between public and private agencies that provide housing needs, public and private agencies that address health, social services, victim services, and employment and education needs of low income, homeless, and special needs populations. With respect to economic development, the jurisdiction should describe efforts to enhance coordination with private industry, businesses, and social service agencies. Due to the limited amount of funding, West Jordan does not provide a high level of focus on economic development.

In conformance with the Citizen Participation Plan, the City held public hearings and meetings to solicit comments on community needs prior to creation of a draft 5-year Consolidated Plan. The meetings were held, and activities undertaken:

Consolidated Plan News Article, Good Neighbor News – January 2020

Housing Authority of Salt Lake County Meeting, February 13, 2020 @ 10:00 AM

Consolidated Plan/CDBG Public Meeting/Hearing 3-4-20 @10:00AM

Consolidated Plan/CDBG Public Meeting/Hearing 3-18-20 @ 9:00 AM

Consolidated Plan/CDBG Public Meeting/Hearing 3-25-20 @10:00AM

Because of the COVID-19 Virus, these meetings were held with video access to the public.

In addition to receiving public comments and consulting with these agencies, the City of West Jordan reviewed past surveys on Survey Monkey to collect public input on the Consolidated Plan and the Needs Assessment. The City of West Jordan through Salt Lake County contracted with James Woods of the University of Utah, Bureau of Economic and Business Research to prepare the Analysis of Impediments to Fair Housing (AI) for Salt Lake County and its' entitlement cities. The results of the survey are found in the Appendix. In addition, all survey comments and responses can be found in this appendix. The City's website www.wjordan.com includes a page dedicated to CDBG program in an effort to broaden public participation and education.

Describe coordination with the Continuum of Care and efforts to address the needs of homeless persons (particularly chronically homeless individuals and families, families with children, veterans, and unaccompanied youth) and persons at risk of homelessness

The City of West Jordan falls under the State of Utah's Continuum of Care program which is administered by the Utah Department of Community Affairs. West Jordan routinely supports local nonprofit agencies that seek funding through DCA to assist persons in need, such as those that fall within categories listed above.

Describe consultation with the Continuum(s) of Care that serves the jurisdiction's area in determining how to allocate ESG funds, develop performance standards and evaluate outcomes, and develop funding, policies and procedures for the administration of HMIS

The City of West Jordan is not involved in the decision-making process regarding which agencies receive funding through the State of Utah's Continuum of Care Program administered by the Utah Department of Community Affairs. They have a competitive process and receive more funding requests than can be awarded annually.

2. Describe Agencies, groups, organizations and others who participated in the process and describe the jurisdictions consultations with housing, social service agencies and other entities

Table 2– Agencies, groups, organizations who participated

1	Agency/Group/Organization	WEST JORDAN
	Agency/Group/Organization Type	Housing Services - Housing Services-Children Services-Elderly Persons Services-Persons with Disabilities Services-Persons with HIV/AIDS Services-Victims of Domestic Violence Services-homeless Services-Health Services-Education Services-Employment Service-Fair Housing Services - Victims Other government - Local
	What section of the Plan was addressed by Consultation?	Housing Need Assessment Lead-based Paint Strategy Homeless Needs - Chronically homeless Homeless Needs - Families with children Homelessness Needs - Veterans Homelessness Needs - Unaccompanied youth Economic Development Market Analysis Anti-poverty Strategy
	How was the Agency/Group/Organization consulted and what are the anticipated outcomes of the consultation or areas for improved coordination?	The City of West Jordan is the Grantee and prepares the required Consolidated Plan. Consultation information was gathered through various sources including surveys, on-site monitoring visits and conversations with each agency.
2	Agency/Group/Organization	ASSIST
	Agency/Group/Organization Type	Housing Services-Persons with Disabilities
	What section of the Plan was addressed by Consultation?	Housing Need Assessment

	How was the Agency/Group/Organization consulted and what are the anticipated outcomes of the consultation or areas for improved coordination?	ASSIST is the largest provider of emergency home repair and provider of access improvements in the Salt Lake Valley. They provided information on the growing need for their services in the City of West Jordan. Consultation information was gathered through various sources including surveys, on-site monitoring visits and conversations with each agency.
3	Agency/Group/Organization	HOUSING AUTHORITY OF THE COUNTY OF SALT LAKE
	Agency/Group/Organization Type	PHA
	What section of the Plan was addressed by Consultation?	Housing Need Assessment Public Housing Needs
	How was the Agency/Group/Organization consulted and what are the anticipated outcomes of the consultation or areas for improved coordination?	This agency provides all public housing assistance in the City of West Jordan and operates the Section 8 Voucher program for the County. Information provided by this agency will increase the cooperation between the City and County in the development of future affordable housing within the City of West Jordan. Consultation information was gathered through various sources including surveys, on-site monitoring visits and conversations with each agency.
4	Agency/Group/Organization	SALT LAKE COUNTY
	Agency/Group/Organization Type	Housing Other government - County
	What section of the Plan was addressed by Consultation?	Housing Need Assessment Lead-based Paint Strategy Homelessness Strategy Homeless Needs - Chronically homeless Homeless Needs - Families with children Homelessness Needs - Veterans Homelessness Needs - Unaccompanied youth Non-Homeless Special Needs HOPWA Strategy Market Analysis

	How was the Agency/Group/Organization consulted and what are the anticipated outcomes of the consultation or areas for improved coordination?	West Jordan is part of the Salt Lake County Consortium that operates and manages the HOME program for this area. Part of our ongoing consultation will provide for future development of senior housing opportunities and housing for chronic homeless in the City of West Jordan. Consultation information was gathered through various sources including surveys, on-site monitoring visits and conversations with each agency.
5	Agency/Group/Organization	COMMUNITY ACTION PROGRAM
	Agency/Group/Organization Type	Services-Children Services-Elderly Persons Services-Persons with Disabilities Services-Health
	What section of the Plan was addressed by Consultation?	Food Services
	How was the Agency/Group/Organization consulted and what are the anticipated outcomes of the consultation or areas for improved coordination?	Community Action Program operates the local food pantry that serves the residents of West Jordan. Both the City and Community Action Program anticipates increased levels of service in the future. Consultation information was gathered through various sources including surveys, on-site monitoring visits and conversations with each agency.
6	Agency/Group/Organization	Big Brothers Big Sisters of Utah
	Agency/Group/Organization Type	Services-Children
	What section of the Plan was addressed by Consultation?	Non-Homeless Special Needs
	How was the Agency/Group/Organization consulted and what are the anticipated outcomes of the consultation or areas for improved coordination?	Big Brothers Big Sisters of Utah provides a mentoring program for "AT-RISK" youth from West Jordan. Both agencies anticipate growing their program within the City as a result of this consultation. Consultation information was gathered through various sources including surveys, on-site monitoring visits and conversations with each agency.

7	Agency/Group/Organization	Boys & Girls Club of South Valley
	Agency/Group/Organization Type	Services-Children
	What section of the Plan was addressed by Consultation?	Afterschool Program
	How was the Agency/Group/Organization consulted and what are the anticipated outcomes of the consultation or areas for improved coordination?	Both agencies are anticipating growing their existing program at Heartland Elementary as a result of this consultation. Consultation information was gathered through various sources including surveys, on-site monitoring visits and conversations with each agency.
8	Agency/Group/Organization	Legal Aid Society of Salt Lake
	Agency/Group/Organization Type	Services-Victims of Domestic Violence
	What section of the Plan was addressed by Consultation?	Housing Need Assessment
	How was the Agency/Group/Organization consulted and what are the anticipated outcomes of the consultation or areas for improved coordination?	Legal Aid Society provides legal services to victims of domestic violence. Both the City and Legal Aid feel that this consultation will help to expand Legal Aid services to the low and moderate-income residents of West Jordan. Consultation information was gathered through various sources including surveys, on-site monitoring visits and conversations with each agency.
9	Agency/Group/Organization	The Road Home
	Agency/Group/Organization Type	Services-homeless
	What section of the Plan was addressed by Consultation?	Homeless Needs - Chronically homeless Homeless Needs - Families with children Homelessness Needs - Veterans Homelessness Needs - Unaccompanied youth
	How was the Agency/Group/Organization consulted and what are the anticipated outcomes of the consultation or areas for improved coordination?	The Road Home operates the homeless shelter in Salt Lake City and provides these services to the City of West Jordan. Through this consultation, the City feels that we can provide more assistance in the future for expanded services in this area. Consultation information was gathered through various sources including surveys, on-site monitoring visits and conversations with each agency.

10	Agency/Group/Organization	Family Support Center, UT
	Agency/Group/Organization Type	Services-Children
	What section of the Plan was addressed by Consultation?	Crisis Nursery
	How was the Agency/Group/Organization consulted and what are the anticipated outcomes of the consultation or areas for improved coordination?	The Family Support Center operates a Crisis Nursery in Midvale that provides services to the residents of West Jordan. After consultation for the development of this plan, the city feels that Family Support Center will continue to provide a similar level of service as they do now in the future. Consultation information was gathered through various sources including surveys, on-site monitoring visits and conversations with each agency.
11	Agency/Group/Organization	South Valley Services to End Family Violence
	Agency/Group/Organization Type	Services - Housing Services-Victims of Domestic Violence Services - Victims
	What section of the Plan was addressed by Consultation?	Housing Need Assessment
	How was the Agency/Group/Organization consulted and what are the anticipated outcomes of the consultation or areas for improved coordination?	South Valley Services operates a Domestic Violence Shelter in West Jordan. Both agencies feel that we can continue to support and expand the services that they are currently providing. Consultation information was gathered through various sources including surveys, on-site monitoring visits and conversations with each agency.
12	Agency/Group/Organization	YWCA SALT LAKE CITY
	Agency/Group/Organization Type	Services - Housing Services-Victims of Domestic Violence Services - Victims
	What section of the Plan was addressed by Consultation?	Housing Need Assessment

	How was the Agency/Group/Organization consulted and what are the anticipated outcomes of the consultation or areas for improved coordination?	YWCA operates a domestic violence shelter in Salt Lake City that services victims from West Jordan when our shelter is at capacity. Both parties feel that we can continue the existing level of services in the future as a result of this consultation. Consultation information was gathered through various sources including surveys, on-site monitoring visits and conversations with each agency.
13	Agency/Group/Organization	Community Health Centers, Inc
	Agency/Group/Organization Type	Services-Health
	What section of the Plan was addressed by Consultation?	Non-Homeless Special Needs
	How was the Agency/Group/Organization consulted and what are the anticipated outcomes of the consultation or areas for improved coordination?	Community Health Centers operates a dental program for the low and moderate-income residents of West Jordan. These services have been increasing in the City over the past few years and as a result of our consultation with this agency, we feel that they will continue to grow. Consultation information was gathered through various sources including surveys, on-site monitoring visits and conversations with each agency.

Identify any Agency Types not consulted and provide rationale for not consulting

All agency types required for consultation were contacted and asked to participate through phone interviews, face-to-face meetings, needs survey, public hearings, monthly meetings, etc.

Other local/regional/state/federal planning efforts considered when preparing the Plan

Name of Plan	Lead Organization	How do the goals of your Strategic Plan overlap with the goals of each plan?
Continuum of Care	State of Utah	They are consistence with their existing plans.

Table 3– Other local / regional / federal planning efforts

Describe cooperation and coordination with other public entities, including the State and any adjacent units of general local government, in the implementation of the Consolidated Plan (91.215(I))

The City of West Jordan continues to partner with the Utah Department of Community Affairs and Salt Lake County to access additional funds that are not available to West Jordan as an Entitlement Grantee directly from HUD. West Jordan frequently receives funding through the state's Olene Walker Housing Trust Fund for development of senior housing opportunities and through the Salt Lake County Green and Healthy Home program to further the Moderate Rehabilitation Program for low income residents with medical conditions who own and occupy their homes. This program allows the homeowner to age in place for a longer period of time in a safe and sanitary home that is brought up to minimum property standards.

Narrative

NA

PR-15 Citizen Participation - 91.105, 91.115, 91.200(c) and 91.300(c)

1. Summary of citizen participation process/Efforts made to broaden citizen participation

Summarize citizen participation process and how it impacted goal setting

Citizen participation is an important part of West Jordan's administration of the CDBG program. The public is notified via advertisements in the local paper, postings at City Hall, on the City web site (www.wjordan.com) and online at Utah Public Notice website whenever there is a new budget, a change of 10% in the budget, a new/deleted activity or whenever a program year ends.

The following efforts were directly taken in preparation of the 2020-2024 Consolidated Plan and 2020 Action Plan:

- The City of West Jordan CDBG staff developed a needs survey and sent a request to nonprofit agencies along with other community leaders and City of West Jordan management/employees to assist in the determination of local needs by participating in the survey and/or answering direct questions of need relating to their clients.
- The West Jordan CDBG/HOME meetings were held on Wednesdays, March 4, 18 and 25, 2020. These meetings were posted at City Hall and open to the public. The 2020-2024 Consolidated Plan and 2020 Action Plan needs, and goals were discussed during these meetings. The needs assessment and requirements to complete the plan were mentioned along with how to participate in the planning phase and submit written comments to be considered. The committee was reminded what types of activities could be funded and discussed past projects that were successfully completed utilizing the CDBG funds. Due to the COVID-19 Virus, these meetings were made available through video access.

A final public hearing was held on Wednesday, July 8, 2020 at 7:00 PM to garner citizen input. A public notice was placed in the Salt Lake Tribune, posted on the City website, Utah Public Notice website and posted at City Hall announcing the meeting. The public hearing and plan

information was also posted on the City of West Jordan website with an email address listed to submit comments. This meeting was available to the public in person or online.

Citizen Participation Outreach

Sort Order	Mode of Outreach	Target of Outreach	Summary of response/attendance	Summary of comments received	Summary of comments not accepted and reasons	URL (if applicable)
1	Public Hearing	Minorities Persons with disabilities Non-targeted/broad community Residents of Public and Assisted Housing	The City participated in the Housing Authority of Salt Lake County's Consolidated Plan Meeting held on February 13, 2020.	None	None	

Sort Order	Mode of Outreach	Target of Outreach	Summary of response/attendance	Summary of comments received	Summary of comments not accepted and reasons	URL (If applicable)
2	Public Meeting	Non-targeted/broad community	The City held a public meeting/hearing to discuss the availability of funds and explain opportunities under the CDBG Program. This meeting was held to explain the consolidated planning process that the City was undertaking for the FY2020-2024 plan. This meeting was held on March 4, 2020 @ 9:00 AM.	None	None	
3	Public Meeting	Minorities Persons with disabilities Non-targeted/broad community	The City held a public meeting/hearing on March 18, 2020 to discuss the Fair Housing Program of the City and the Impediments of Fair Housing document.	None	None	

Sort Order	Mode of Outreach	Target of Outreach	Summary of response/attendance	Summary of comments received	Summary of comments not accepted and reasons	URL (If applicable)
4	Public Meeting	Minorities Persons with disabilities Non-targeted/broad community	The City held a public meeting/hearing to discuss the availability of funds and explain opportunities under the CDBG Program. This meeting was held to explain the consolidated planning process that the City was undertaking for the FY2020-2024 plan. This meeting was held on March 25, 2020.	None	None	
5	Public Hearing	Minorities Persons with disabilities Non-targeted/broad community	The City conducted its final public hearing on the 2020-2024 Consolidated Plan and FY2020 Annual Action Program on May 13, 2020 at 6:00 PM.	None	None	

Table 4– Citizen Participation Outreach

Needs Assessment

NA-05 Overview

Needs Assessment Overview

Under this section, Consolidated Plan regulations require that the City, in conjunction with information gathered through consultations and the input received during the citizen participation process, describe its estimated needs related to affordable housing, community development, and homelessness projected for the 5-year period of the Consolidated Plan (2020-2024). The housing data included in this section of the plan is based on U.S. Bureau of the Census data as provided by HUD, as updated by any properly conducted local study, or any other reliable source that the City of West Jordan clearly identifies.

As part of the Salt Lake County HOME Consortium, West Jordan is one of 5 entitlement cities participating in the Salt Lake Consolidated Planning Process. The County plan was developed with more detailed information on a Countywide level. In addition, the County took the lead in the development of the Analysis of Impediments to Fair Housing for Salt Lake County.

The subsections of the Needs Assessment are as follows:

- Housing Needs Assessment
- Disproportionately Greater Need
- Public Housing
- Homeless Needs Assessment
- Non-Homeless Special Needs Assessment
- Non-Housing Community Development Needs

NA-50 Non-Housing Community Development Needs - 91.415, 91.215 (f)

Describe the jurisdiction's need for Public Facilities:

Through the Needs Assessment part of the Consolidated Planning process, it has been determined that there is a need for affordable housing for the elderly and disabled. The City also recognizes a need for more affordable housing for the workforce population. The Public Works Department has needed to improve the ADA compliance at road intersections citywide.

How were these needs determined?

The needs were determined through the Needs Assessment and data collection in the Citizen Participation processes of the Con Plan. Local City officials and department heads were also asked for input for the City facilities.

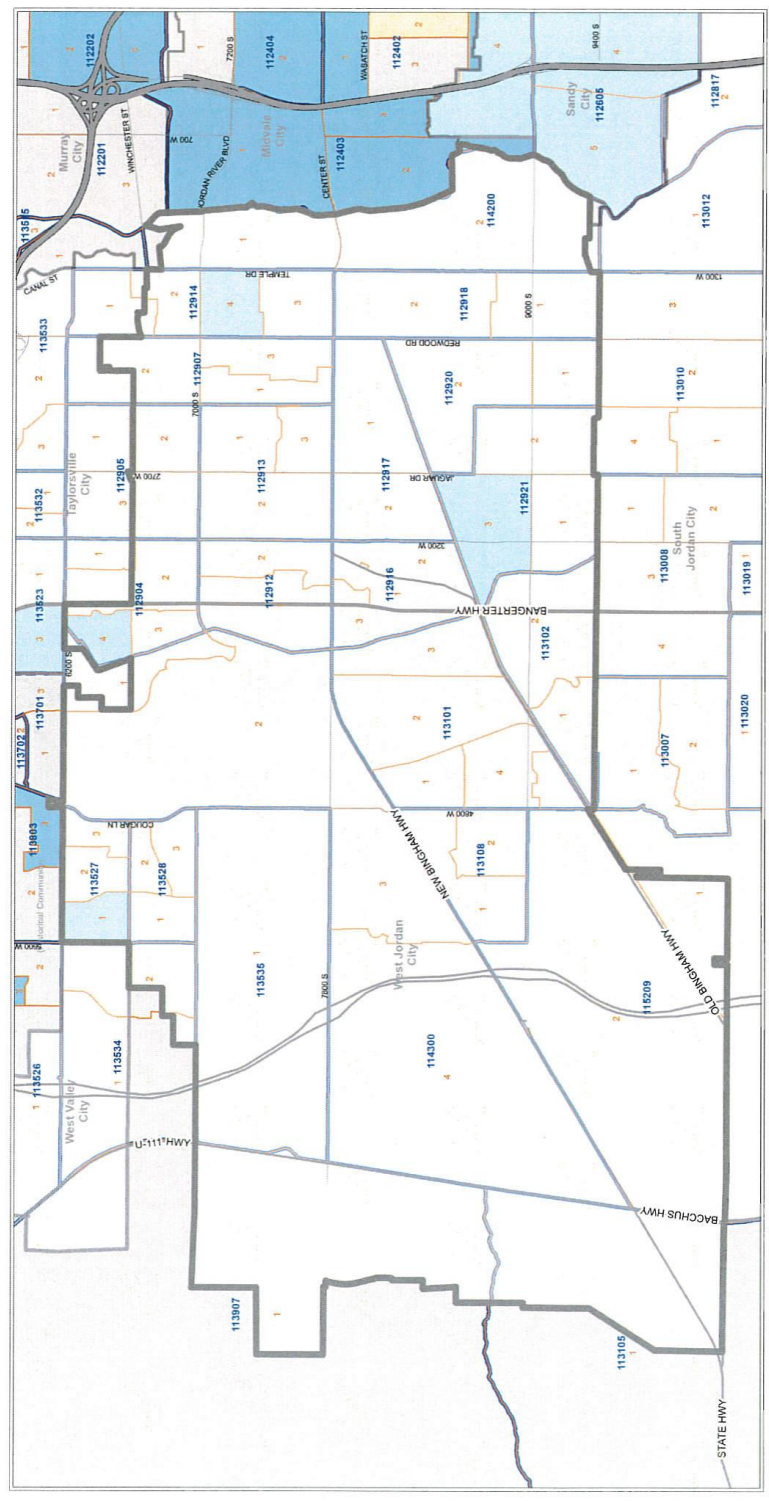
Describe the jurisdiction's need for Public Improvements:

During past years, the City reallocated unspent funds for ADA ramp construction in various areas throughout the City. The City will continue to address these public improvements throughout this 5-year Con Plan. Public street ADA improvements will be addressed each year to provide access and improvement for the special need's population. A copy of this map has been attached for review.

How were these needs determined?

Needs were addressed by City officials and employees. The CDBG target area map was prepared to locate the LMI areas for potential areas of improvement.

Percent of Low and Moderate Income Households
by 2010 Census Block Group, West Jordan City



Legend

- Enlightenment Cities: Salt Lake City, Sandy, South Jordan, West Jordan, West Valley City. *These are shown in a lighter shade.
- Census Block Groups 2010: Represented by a blue outline.
- Census Tracts 2010: Represented by an orange outline.
- Percent Low Mod:
 - 51 - 100% (Darkest Blue)
 - 50 - 50.9% (Light Blue)
 - 0 - 48.9% (Lightest Blue)

Map created by Information Services in consultation with the Office of Salt Lake County Assessment, Auditor, Clerk, Recorder and Surveyor.

Low/Mod Census Blocks

Describe the jurisdiction’s need for Public Services:

There are several Public Service agencies located within the Salt Lake Valley that provide emergency homeless shelters, housing, childcare, health, and other services to the varying populations in West Jordan. These agencies were consulted during the Con Plan process and most indicated a desire for the City to use a portion of its CDBG allocation toward funding assistance for existing programs.

How were these needs determined?

These needs were determined in the consultation process, comment period, needs survey and through the Needs Assessment portion of the Con Plan.

Based on the needs analysis above, describe the State’s needs in Colonias:

The City does not fall under the Colonias Program.

Housing Market Analysis

MA-05 Overview

Housing Market Analysis Overview:

Based on information available to the City, the Consolidated Plan must describe the significant characteristics of the jurisdictions housing market in general, including the supply, demand, condition and cost of housing and describe the housing stock available to serve persons with disabilities and other special needs. The market analysis will also review/discuss the following key points:

- The condition and needs of public and assisted housing;
- A brief inventory of facilities, housing and services that meet the needs of homeless persons;
- Regulatory barriers to affordable housing and;
- The significant characteristics of the jurisdiction's economy.

As part of the Salt Lake County HOME Consortium, West Jordan is one of 5 entitlement cities participating in the Salt Lake Consolidated Planning Process. The County plan was developed with more detailed information on a Countywide level. In addition, the County took the lead in the development of the Analysis of Impediments to Fair Housing for Salt Lake County.

MA-45 Non-Housing Community Development Assets - 91.410, 91.210(f)

Introduction

This section details the Business Activity, Economic Development Activities and Educational Opportunities throughout the City of West Jordan.

Economic Development Market Analysis

Business Activity

Business by Sector	Number of Workers	Number of Jobs	Share of Workers %	Share of Jobs %	Jobs less workers %
Agriculture, Mining, Oil & Gas Extraction	413	16	1	0	-1
Arts, Entertainment, Accommodations	3,835	2,536	10	12	2
Construction	2,807	2,225	7	10	3
Education and Health Care Services	5,574	3,864	14	18	4
Finance, Insurance, and Real Estate	3,533	819	9	4	-5
Information	1,412	240	4	1	-3
Manufacturing	5,165	3,110	13	14	1
Other Services	1,207	765	3	4	1
Professional, Scientific, Management Services	4,003	1,275	10	6	-4
Public Administration	0	0	0	0	0
Retail Trade	6,004	4,867	16	23	7
Transportation and Warehousing	1,955	182	5	1	-4
Wholesale Trade	2,583	1,609	7	7	0
Total	38,491	21,508	--	--	--

Table 5 - Business Activity

Data Source: Salt Lake County, 2020.

Labor Force

Total Population in the Civilian Labor Force	53,327
Civilian Employed Population 16 years and over	49,537
Unemployment Rate	7.11
Unemployment Rate for Ages 16-24	23.30
Unemployment Rate for Ages 25-65	4.54

Table 6 - Labor Force

Data Source: Salt Lake County 2020

Occupations by Sector		Number of People
Management, business and financial	10,979	
Farming, fisheries and forestry occupations	2,692	
Service	4,332	
Sales and office	15,356	
Construction, extraction, maintenance and repair	5,152	
Production, transportation and material moving	3,522	

Table 7 – Occupations by Sector

Data Source: Salt Lake County 2020

Travel Time

Travel Time	Number	Percentage
< 30 Minutes	30,557	66%

Travel Time	Number	Percentage
30-59 Minutes	13,975	30%
60 or More Minutes	1,805	4%
Total	46,337	100%

Table 8 - Travel Time

Data Source: Salt Lake County 2020

Education:

Educational Attainment by Employment Status (Population 16 and Older)

Educational Attainment	In Labor Force		Not in Labor Force
	Civilian Employed	Unemployed	
Less than high school graduate	3,259	551	1,180
High school graduate (includes equivalency)	10,920	595	2,244
Some college or associate degree	15,988	896	3,018
Bachelor's degree or higher	10,282	263	1,599

Table 9 - Educational Attainment by Employment Status

Data Source: Salt Lake County 2020

Educational Attainment by Age

	Age				
	18–24 yrs.	25–34 yrs.	35–44 yrs.	45–65 yrs.	65+ yrs.
Less than 9th grade	170	354	464	751	349
9th to 12th grade, no diploma	1,621	1,296	925	1,200	460
High school graduate, GED, or alternative	3,761	4,884	3,671	5,213	1,672
Some college, no degree	3,321	4,735	3,850	5,672	1,140
Associate degree	589	2,037	1,388	2,226	183
Bachelor's degree	355	3,290	2,663	3,117	488

	Age				
	18–24 yrs.	25–34 yrs.	35–44 yrs.	45–65 yrs.	65+ yrs.
Graduate or professional degree	0	854	959	1,261	189

Table 10 - Educational Attainment by Age

Data Source: Salt Lake County 2020

Educational Attainment – Median Earnings in the Past 12 Months

Educational Attainment	Median Earnings in the Past 12 Months
Less than high school graduate	23,768
High school graduate (includes equivalency)	31,398
Some college or Associate's degree	37,186
Bachelor's degree	45,200
Graduate or professional degree	61,675

Table 11 – Median Earnings in the Past 12 Months

Data Source: Salt Lake County 2020

Based on the Business Activity table above, what are the major employment sectors within your jurisdiction?

The City of West Jordan major employment sectors based on the business activity table are manufacturing; education and health care; entertainment, accommodations; and retail trade. Per the West Jordan Chamber of Commerce, this information is consistent as the top employers in the City of West Jordan were identified as follows: Jordan Valley Hospital, Salt Lake Community College, Jordan Landing Retail Center, Boeing, local schools and governmental facilities. Employers provide employment to 53,327 residents and nonresidents in the West Jordan area. Retail trade employment is the largest employee in West Jordan hiring 16% of the labor force, followed by Education & Health Care at 14% and Manufacturing at 13%. These three areas make up a total of 43% of the employees working within West Jordan. The State of Utah and the Salt Lake Valley has been one of the leading top 3 states and areas that are rebounding fastest from the 2008 economic and housing crisis but has faced a slow down as a result of the COVID-19 Virus.

Describe the workforce and infrastructure needs of the business community:

The city of West Jordan has a varied cross section of workforce skills throughout the City. From blue-collar workers to professionals. The City is young in nature, so the education level of new residents is extremely high. Most new residents moving to the City are first time homebuyers just out of college looking to start a career in the medical, finance, technology or similar fields. With this being said, there still remains a large section of older skilled workers in the community to support the manufacturing and production industries in the City.

Describe any major changes that may have an economic impact, such as planned local or regional public or private sector investments or initiatives that have affected or may affect job and business growth opportunities during the planning period.

Describe any needs for workforce development, business support or infrastructure these changes may create.

As mentioned above, being located in the State of Utah has been positive for West Jordan in the sense that the State is constantly listed as one of the best states to do business in. With the rapid economic turnaround from the 2008 housing crisis, the City of West Jordan has been able to attract new businesses to balance out its' losses. Boeing has located in the KraftMaid building that became vacant as a result of the housing bust. Amazon is currently construing a distribution center. In addition, housing growth has begun to return to normal with West Jordan still having 25% of the City undeveloped and affordable to new housing developments along with retail development.

The biggest growth expectation is along the light rail line (TRAX) where the City has 6 stops that allow for multifamily and commercial development. As these develop, the city will increase its' workforce and fill the need for employees. The City is installing new infrastructure to manage this growing area to keep pace with the existing need.

How do the skills and education of the current workforce correspond to employment opportunities in the jurisdiction?

Based on the Educational Attainment by Age table above, the workforce corresponds to employment opportunities with most of the population having received a minimum a high school/GED education, with a growing number having attained some college on up to graduate degrees.

Describe any current workforce training initiatives, including those supported by Workforce Investment Boards, community colleges and other organizations. Describe how these efforts will support the jurisdiction's Consolidated Plan.

The City participates with the State of Utah Department of Workforce Services when opportunities become available. Other than that, the City offers no workforce training.

Does your jurisdiction participate in a Comprehensive Economic Development Strategy (CEDS)?

Yes

If so, what economic development initiatives are you undertaking that may be coordinated with the Consolidated Plan? If not, describe other local/regional plans or initiatives that impact economic growth.

The City participates with the State of Utah in developing and securing businesses within the City of West Jordan. The State and economic development officials at the City coordinate these activities in recruitment of new employment opportunities.

Discussion

None

MA-50 Needs and Market Analysis Discussion

Are there areas where households with multiple housing problems are concentrated? (include a definition of "concentration")

The City has identified largest populations of low-to-moderate income persons in the identified LMI Census Blocks. According to the Comprehensive Housing Affordability Strategy (CHAS) data these areas have a majority of the housing problems in the City in need of both minor and major renovation. This need is primarily because of the age of the housing stock in these areas.

Are there any areas in the jurisdiction where racial or ethnic minorities or low-income families are concentrated? (include a definition of "concentration")

According to the CHAS data, the above mentioned LMI Census Blocks include mainly Caucasians but have a small number of Hispanic or Latino persons. This shows a high concentration of low-income minorities in LMA's. The City defines high concentrations of minorities as those Census Tracts that have predominantly non-white households than most Census Blocks. The City's definition of an area of low-income concentration is those Census Blocks where household incomes are less than \$64,000 (80% of the median household income).

What are the characteristics of the market in these areas/neighborhoods?

The market area in these LMI Census Blocks are characterized as aging single dwelling houses, with minimal redevelopment, and investment taking place over the last several years since the housing recession of 2008. However, even though they are older developments, the infrastructure of these areas is equal to or better than other non LMI areas of the City.

Are there any community assets in these areas/neighborhoods?

A community asset is a quality, person or thing that is an advantage, a resource, or an item of value to an organization or community. In addition to citizens, these areas include schools, churches, commercial/retail opportunities, manufacturing plants, Jordan Valley Water Conservancy District, West Jordan Police Center, Gene Fullmer Community Center, West Jordan City Hall, the Downtown Area, and Jordan Valley Medical Center.

Are there other strategic opportunities in any of these areas?

The primary strategic opportunity is to improve the housing needs for low income families and the homeless through renovation and development of more affordable housing. The City also supports improvements that meet the Americans with Disabilities Act with better access in housing and

infrastructure. Priority for funding is first in each of the LMI Census Blocks during the development of the Annual Action Plan. When Annual Action Plan projects cannot be identified for these areas, the projects with a citywide impact are considered.

MA-60 Broadband Needs of Housing occupied by Low- and Moderate-Income Households - 91.210(a)(4), 91.310(a)(2)

Describe the need for broadband wiring and connections for households, including low- and moderate-income households and neighborhoods.

The City is served by several broadband providers locally and throughout the Salt Lake Valley.

Describe the need for increased competition by having more than one broadband Internet service provider serve the jurisdiction.

The City has several options for broadband services.

MA-65 Hazard Mitigation - 91.210(a)(5), 91.310(a)(3)

Describe the jurisdiction's increased natural hazard risks associated with climate change.

The City is constantly training and preparing the Public Safety Departments as well as the Public Works department to respond to these needs. All City purchases are reviewed on their impact on the "Green" community.

Describe the vulnerability to these risks of housing occupied by low- and moderate-income households based on an analysis of data, findings, and methods.

The City sees no unusual risks for residents of low and moderate-income households.

Strategic Plan

SP-05 Overview

Strategic Plan Overview

The Consolidated Plan must identify the priority needs of the jurisdiction and describe strategies that the City will undertake to serve these needs. The overall goals of the City are outlined from the information in the 2012 West Jordan Comprehensive General Plan as amended March 2014, the City's Analysis of Impediments to Fair Housing, and CHAS Data from the most recent US Census Data. The City also reviewed the West Jordan Low and Moderate-Income Plan and 2020 Homeless Point in Time Count compiled by DCA. Through continual commitment to maintain communication with the public, local community leaders, consultation with citizens, government offices and local non-profits, along with an analysis of available data, the City has identified affordable housing needs and basic strategies for leveraging federal funding have been developed.

West Jordan CDBG focuses on three facets within the low- and moderate-income community:

- Housing,
- Public Facilities (buildings, infrastructure and services)
- Economic Development (job creation/retention)

West Jordan has concentrated its previous CDBG awards in public facilities and housing areas and continues to do so in the 2020 program year.

Geographic Priorities: The geographic allocation of the City's CDBG funds is guided by the determination that these funds can have the greatest impact when targeted to specific areas and leveraged with other

local, state and federal investments when possible. The CDBG LMI target area map is attached. As provided for at 24 CFR Part 570.208(a)(1), the City may elect to use these target areas to meet National

Objective requirements for selected projects that specifically meet the Area Benefit category of activities. Priority Needs Based on the Needs Assessment completed, and the data gathered as part of the Consolidated Plan process, priority needs

identified are public improvements, housing rehabilitation and home purchase activities which create new jobs.

The primary strategic opportunity is to improve the housing needs for low income families and the homeless through renovation and development of more affordable housing. The City also supports improvements that meet the Americans with Disabilities Act with better access in housing and infrastructure. Priority for funding is first in each of the LMI Census Blocks during the development of

the Annual Action Plan. When Annual Action Plan projects cannot be identified for these areas, the projects with a citywide impact are considered.

Anticipated Resources: The City anticipates that the only funds available for 2020 for the selected projects will be CDBG funds.

SP-10 Geographic Priorities - 91.415, 91.215(a)(1)

Geographic Area

Table 12 - Geographic Priority Areas

1	Area Name:	Citywide
	Area Type:	Local Target area
	Other Target Area Description:	
	HUD Approval Date:	
	% of Low/ Mod:	
	Revival Type:	Housing
	Other Revival Description:	
	Identify the neighborhood boundaries for this target area.	Through the City's Housing Rehabilitation Program, Downpayment Program and ASSIST emergency home repair/access improvement program, the City will address housing needs on a citywide basis. This will allow for the continued dispersal of low and moderate-income persons throughout the City instead of maintaining higher concentrations. The City will continue to do extra solicitations in the low and moderate-income census blocks to focus on these areas also.
	Include specific housing and commercial characteristics of this target area.	The city is a normal mix of LMI residential, higher income housing, retail, manufacturing, and a local community college. The City housing stock is fairly new with approximately 75% of it being constructed since 2001.
How did your consultation and citizen participation process help you to identify this neighborhood as a target area?	Limited information was provided from the citizens in these areas. Local nonprofits and CDBG subrecipients service these areas and have a great desire to see improvements. Local officials see a need to assist the growing populations of minorities who live and work in the City. Approximately only 10% of the population falls into a minority group.	

Identify the needs in this target area.	More affordable housing is needed citywide along with support services to maintain the existing housing stock. Better transportation and walkability in these areas are still lacking even with the recent transportation services provided though the local bus and light rail system.
What are the opportunities for improvement in this target area?	With the CDBG funding for affordable housing and housing improvement programs, the living conditions for LMI persons can improve.
Are there barriers to improvement in this target area?	There is limited space for new construction so LMI improvements in the LMI census blocks will be hard to fund. However, open land is available for expansion of affordable housing in other parts of the City.

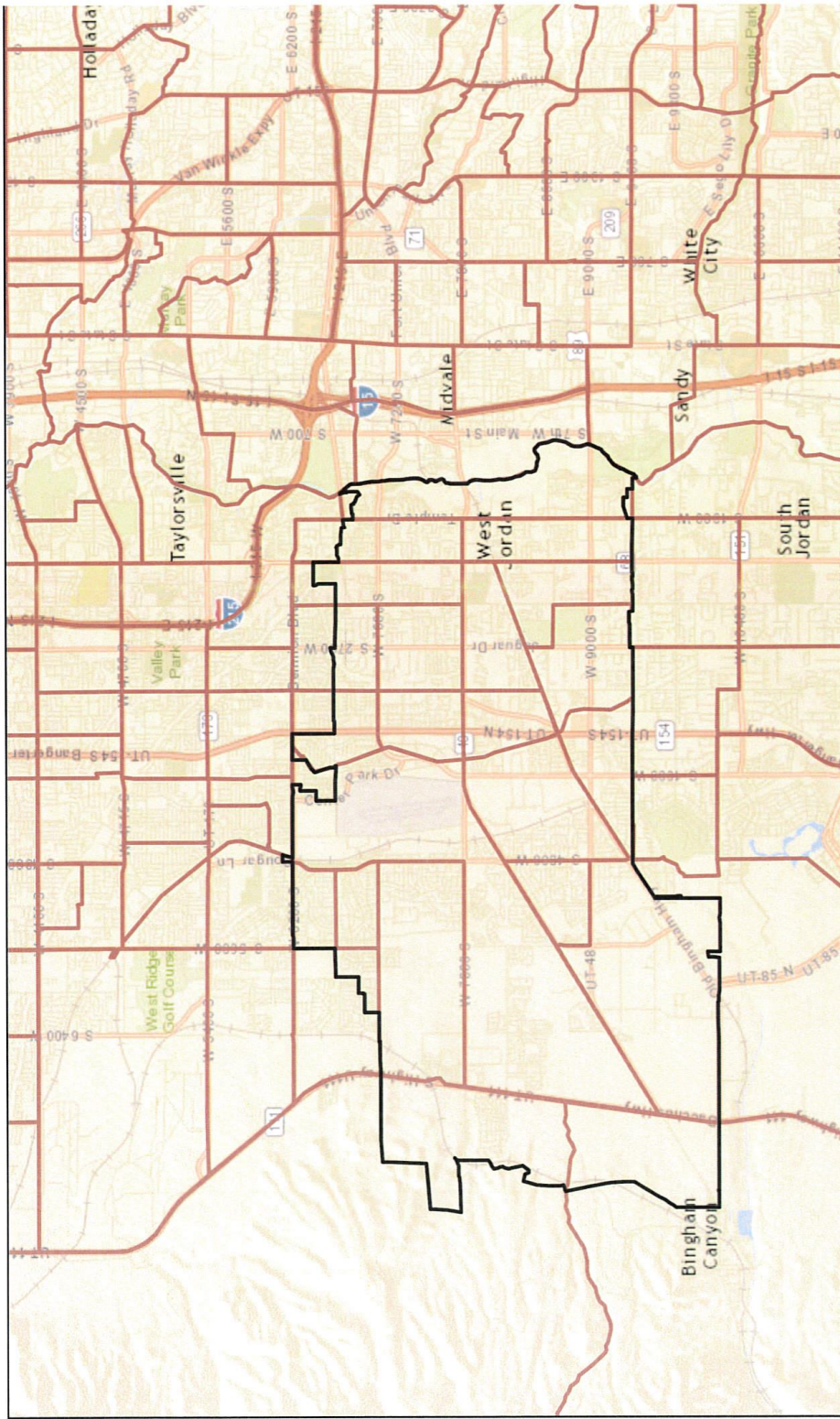
General Allocation Priorities

Describe the basis for allocating investments geographically within the state

The geographic allocation of the City's CDBG funds is guided by the determination that these funds can have the greatest impact when targeted to specific areas and leveraged with other local, state and federal investments when possible. The CDBG LMI Census Tract/Block map is attached. As seen on the map, the City has identified only 4 Census Blocks that are identified by the 2010 Census. These blocks are located in various older sections of the City with some of the oldest housing stock in West Jordan. The houses are generally in good condition and are taken care of by the residents. The infrastructure of these areas is equal to or better than other areas of the City.

As provided for at 24 CFR Part 570.208(a)(1), the City may elect to use these target areas to meet National Objective requirements for selected projects that specifically meet the Area Benefit category of activities. Activities such as Economic Development and/or housing rehabilitation will be administered city-wide but will have a direct benefit to a household or job created/retained. Because of the limited number of LMI tracts/blocks, most activities undertaken by the City are citywide and documented through income verification or as a presumed benefit.

City of West Jordan - Census Tracts



1:131,910
 0 1 2 3.5 4 mi
 0 1.75 3.5 7 k

Sources: Esri, HERE, DeLorme, USGS, Intermap, increment P. Co
 Esri Japan, METI, Esri China (Hong Kong), Esri (Thailand)
 MapmyIndia, © OpenStreetMap contributors, and the GIS User Con

May 13, 2015
 Override 1
 Census Tract

Census Tract Map

SP-25 Priority Needs - 91.415, 91.215(a)(2)

Priority Needs

Table 13 – Priority Needs Summary

1	Priority Need Name	Homeownership
	Priority Level	High
	Population	Extremely Low Low Moderate Large Families Families with Children Elderly Public Housing Residents Persons with Mental Disabilities Persons with Physical Disabilities Persons with Developmental Disabilities
	Geographic Areas Affected	Citywide
	Associated Goals	Decent Housing Goal #1: Homeownership
	Description	Using CDBG funds, the City wants to continue to fund the downpayment program for LMI buyers wanting to go from a rental situation to homeownership.
	Basis for Relative Priority	The City, through the Needs Assessment, Market Analysis, the West Jordan Moderate-Income Housing Plan, and the West Jordan AI determined that Affordable Housing is the priority needed Citywide.
	2	Priority Need Name
Priority Level		High

	Population	Extremely Low Low Moderate Large Families Families with Children Elderly Persons with Mental Disabilities Persons with Physical Disabilities Persons with Developmental Disabilities Persons with Alcohol or Other Addictions Persons with HIV/AIDS and their Families Victims of Domestic Violence Non-housing Community Development
	Geographic Areas Affected	Citywide
	Associated Goals	Decent Housing Goal #2: Owner Rehabilitation Decent Housing Goal #3: Emergency Repair
	Description	The City determined that the continuation of the Housing Rehabilitation Loan Program is essential in maintaining a healthy housing stock. The program provides a low interest loan to LMI households and a 0% interest loan for seniors.
	Basis for Relative Priority	The City, through the Needs Assessment, Market Analysis, the West Jordan Moderate-Income Housing Plan, and the West Jordan AI determined that Affordable Housing is the priority needed Citywide.
3	Priority Need Name	Emergency Home Repair & Access Improvements
	Priority Level	High
	Population	Extremely Low Low Moderate Large Families Families with Children Elderly Elderly
	Geographic Areas Affected	Citywide
	Associated Goals	Decent Housing Goal #3: Emergency Repair

	Description	The City plans to continue to fund the ASSIST program for emergency home repairs and ADA access improvements.
	Basis for Relative Priority	The City, through the Needs Assessment, Market Analysis, the West Jordan Moderate-Income Housing Plan, and the West Jordan AI determined that Affordable Housing is the priority needed Citywide.
4	Priority Need Name	ADA Ramp Construction
	Priority Level	High
	Population	Extremely Low Low Moderate Large Families Families with Children Elderly Non-housing Community Development
	Geographic Areas Affected	Citywide
	Associated Goals	Suitable Living Environment Goal #1: ADA Ramps
	Description	The City will continue to use CDBG funds for access ramp improvements throughout the City at street intersections that do not have acceptable ADA ramps.
	Basis for Relative Priority	The City, through the Needs Assessment, Market Analysis, the West Jordan Moderate-Income Housing Plan, and the West Jordan AI determined that Affordable Housing is the priority needed Citywide.
5	Priority Need Name	Youth Mentoring Program
	Priority Level	High
	Population	Extremely Low Low Moderate Large Families Families with Children Elderly Non-housing Community Development
	Geographic Areas Affected	Citywide

	Associated Goals	SLE Goal #2: Youth
	Description	The City will continue to fund the Big Brother Big Sisters of Utah mentoring program for "AT-RISK" youths in the City. The program matches up a youth in need of direction with an acceptable adult for mentoring.
	Basis for Relative Priority	The City, through the Needs Assessment, Market Analysis, the West Jordan Moderate-Income Housing Plan, and the West Jordan AI determined that Affordable Housing is the priority needed Citywide.
6	Priority Need Name	Afterschool Programs
	Priority Level	High
	Population	Extremely Low Low Moderate Large Families Families with Children Non-housing Community Development
	Geographic Areas Affected	Citywide
	Associated Goals	SLE Goal #3: Afterschool Program
	Description	The afterschool program provides tutoring and homework sessions for LMI children after hours while they wait for an adult to arrive at home.
	Basis for Relative Priority	The City, through the Needs Assessment, Market Analysis, the West Jordan Moderate-Income Housing Plan, and the West Jordan AI determined that Affordable Housing is the priority needed Citywide.
7	Priority Need Name	Legal Services
	Priority Level	High
	Population	Extremely Low Low Moderate Large Families Families with Children Elderly Non-housing Community Development

	Geographic Areas Affected	Citywide
	Associated Goals	SLE Goal #4: Legal Services
	Description	The City utilizes the Legal Aid Society of Salt Lake for services to victims of domestic violence. This program helps with court orders, divorces, restraining orders, etc.
	Basis for Relative Priority	The City, through the Needs Assessment, Market Analysis, the West Jordan Moderate-Income Housing Plan, and the West Jordan AI determined that Affordable Housing is the priority needed Citywide.
8	Priority Need Name	Mental Health Counseling
	Priority Level	High
	Population	Extremely Low Low Moderate Large Families Families with Children Elderly Non-housing Community Development
	Geographic Areas Affected	Citywide
	Associated Goals	SLE Goal #2: Youth SLE #5: Mental Health Counseling SLE Goal #8: Parent Advocate Counseling
	Description	The city receives mental health counseling through the Sandy Counseling centers for youths dealing with mental illness issues.
	Basis for Relative Priority	The City, through the Needs Assessment, Market Analysis, the West Jordan Moderate-Income Housing Plan, and the West Jordan AI determined that Affordable Housing is the priority needed Citywide.
9	Priority Need Name	Homeless Shelter Operations
	Priority Level	High

	Population	Extremely Low Low Moderate Large Families Families with Children Elderly Public Housing Residents Chronic Homelessness Families with Children Mentally Ill Chronic Substance Abuse veterans Victims of Domestic Violence Unaccompanied Youth Non-housing Community Development
	Geographic Areas Affected	Citywide
	Associated Goals	SLE #6: Homeless Shelter Operations
	Description	The City supports The Road Home Homeless Shelter located in Salt Lake City. This facility provides housing and counseling services for homeless from West Jordan.
	Basis for Relative Priority	The City, through the Needs Assessment, Market Analysis, the West Jordan Moderate-Income Housing Plan, and the West Jordan AI determined that Affordable Housing is the priority needed Citywide.
10	Priority Need Name	Crisis Nursery
	Priority Level	High
	Population	Extremely Low Low Moderate Large Families Families with Children Elderly Non-housing Community Development
	Geographic Areas Affected	Citywide

	Associated Goals	SLE Goal #7: Crisis Nursery
	Description	The City funds the Family Support Center Crisis Nursery program in Midvale. This nursery offers daycare and limited overnight care for children of parents needing a break from the pressures of the day, taking care of interviews or who are dealing with personal issues.
	Basis for Relative Priority	The City, through the Needs Assessment, Market Analysis, the West Jordan Moderate-Income Housing Plan, and the West Jordan AI determined that Affordable Housing is the priority needed Citywide.
11	Priority Need Name	Parent Advocate Counseling
	Priority Level	High
	Population	Extremely Low Low Moderate Large Families Families with Children Elderly Non-housing Community Development
	Geographic Areas Affected	Citywide
	Associated Goals	SLE Goal #2: Youth SLE Goal #8: Parent Advocate Counseling
	Description	The City receives services from the Family Support Center Parent Advocate program. This assistance is for the income counseling of youths and their interactions with parents.
	Basis for Relative Priority	The City, through the Needs Assessment, Market Analysis, the West Jordan Moderate-Income Housing Plan, and the West Jordan AI determined that Affordable Housing is the priority needed Citywide.
12	Priority Need Name	Emergency Winter Housing
	Priority Level	High

	Population	Extremely Low Low Moderate Large Families Families with Children Elderly Non-housing Community Development
	Geographic Areas Affected	Citywide
	Associated Goals	SLE Goal #9: Emergency Winter Housing
	Description	The City provides funding for the Emergency Winter Housing shelter in Midvale. This facility operates from November to April each year and provides up to 300 beds per night.
	Basis for Relative Priority	The City, through the Needs Assessment, Market Analysis, the West Jordan Moderate-Income Housing Plan, and the West Jordan AI determined that Affordable Housing is the priority needed Citywide.
13	Priority Need Name	Dental Health Program
	Priority Level	High
	Population	Extremely Low Low Moderate Large Families Families with Children Elderly Non-housing Community Development
	Geographic Areas Affected	Citywide
	Associated Goals	SLE Goal #10: Dental Health
	Description	The City partners with the Community Health Centers to provide dental care for LMI residents of West Jordan. This can be for a check-up and cleaning or a complete dental surgery.
	Basis for Relative Priority	The City, through the Needs Assessment, Market Analysis, the West Jordan Moderate-Income Housing Plan, and the West Jordan AI determined that Affordable Housing is the priority needed Citywide.

14	Priority Need Name	Domestic Violence Shelters
	Priority Level	High
	Population	Extremely Low Low Moderate Large Families Families with Children Elderly Non-housing Community Development
	Geographic Areas Affected	Citywide
	Associated Goals	SLE Goal #11: SVS Domestic Violence Shelter SLE Goal #12: YWCA Domestic Violence Shelter
	Description	Services for victims of domestic violence are provided through the South Valley Sanctuary and YWCA. each agency offers emergency housing and counseling services.
	Basis for Relative Priority	The City, through the Needs Assessment, Market Analysis, the West Jordan Moderate-Income Housing Plan, and the West Jordan AI determined that Affordable Housing is the priority needed Citywide.
15	Priority Need Name	Food Pantry
	Priority Level	High
	Population	Extremely Low Low Moderate Large Families Families with Children Elderly Non-housing Community Development
	Geographic Areas Affected	Citywide
	Associated Goals	SLE Goal #13: Food Pantry
	Description	Services are provided by the Community Action Program which operates the South Valley Food Pantry for residents of West Jordan.

	Basis for Relative Priority	The City, through the Needs Assessment, Market Analysis, the West Jordan Moderate-Income Housing Plan, and the West Jordan AI determined that Affordable Housing is the priority needed Citywide.
16	Priority Need Name	Planning & CDBG Administration
	Priority Level	High
	Population	Extremely Low Low Moderate Large Families Families with Children Elderly Non-housing Community Development
	Geographic Areas Affected	Citywide
	Associated Goals	Planning & Administration Goal # 1: CDBG Admin Planning Goal #1: WFRC
	Description	The City provides a staff member for the day to day operation of the CDBG program in-house. In addition, funding for WFRC is provided for planning and coordination of the grants committee for CDBG entitlements.
	Basis for Relative Priority	The City, through the Needs Assessment, Market Analysis, the West Jordan Moderate-Income Housing Plan, and the West Jordan AI determined that Affordable Housing is the priority needed Citywide.
17	Priority Need Name	West Jordan Senior Center Debt Service
	Priority Level	High
	Population	Extremely Low Low Moderate Elderly Non-housing Community Development
	Geographic Areas Affected	Citywide
	Associated Goals	Debt Service Goal #1: Section 108 Loan Payment

	Description	The City utilized a Section 108 loan for the construction of the West Jordan Senior Center. This facility will be paid in full in 2019.
	Basis for Relative Priority	The City, through the Needs Assessment, Market Analysis, the West Jordan Moderate-Income Housing Plan, and the West Jordan AI determined that Affordable Housing is the priority needed Citywide.

Narrative (Optional)

Resources will be allocated to maximize the benefits to residents within the targeted areas of West Jordan. However, because of the limited numbers of LMI areas, funds will be targeted Citywide to cover the needs of the LMI population. Public infrastructure improvements typically thought of as brick and mortar projects will be exclusively within these targeted census blocks with the exception of ADA improvements which will be citywide. Other expenditures include grant administration, housing rehabilitation, public service activities and economic development activities which will be utilized to assist low income individuals throughout the City.

SP-35 Anticipated Resources - 91.420(b), 91.215(a)(4), 91.220(c)(1,2)

Introduction

The City anticipates that the only funds available for 2020 for the selected CDBG projects will be CDBG funds. The City will receive \$541,307 in CDBG funds for 2020. These funds were allocated through a competitive application process and will assist numerous LMI persons. The projects will be completed by City departments and local nonprofits. The same competitive process was utilized for the 2020-2024 Consolidated Plan and 2020 Annual Action Plan process. Funding for each year of the Con Plan will follow the same competitive process.

Anticipated Resources

Program	Source of Funds	Uses of Funds	Expected Amount Available Year 1				Expected Amount Available Remainder of ConPlan \$	Narrative Description
			Annual Allocation: \$	Program Income: \$	Prior Year Resources: \$	Total: \$		
CDBG	public - federal	Acquisition Admin and Planning Economic Development Housing Public Improvements Public Services	574,784	0	50,000	624,784	2,499,136	Funding for the program will be from each program year. We anticipate an average of \$624,784 per year.

Table 14 - Anticipated Resources

Explain how federal funds will leverage those additional resources (private, state and local funds), including a description of how matching requirements will be satisfied

For 2020, CDBG funds will not be leveraged with other City, State, or Federal funds. There are no matching requirements for the CDBG program. The City encourages matching funds and awards extra consideration when scoring applicants that supplied other funding sources.

If appropriate, describe publicly owned land or property located within the state that may be used to address the needs identified in the plan

All ADA improvements will be on existing local streets and rights-of-way. No acquisition is anticipated to be required during the implementation of the FY2020-2024 Con Plan.

Discussion

For 2020, CDBG funds will not be leveraged with other City, State, Federal or foundations funds. There are no matching requirements for the CDBG program.

SP-40 Institutional Delivery Structure - 91.415, 91.215(k)

Explain the institutional structure through which the jurisdiction will carry out its consolidated plan including private industry, non-profit organizations, and public institutions.

Responsible Entity	Responsible Entity Type	Role	Geographic Area Served
WEST JORDAN	Government	Economic Development Non-homeless special needs Planning public facilities	Jurisdiction
ASSIST	Non-profit organizations	Ownership	Jurisdiction
Big Brothers Big Sisters of Utah	Non-profit organizations	public services	Jurisdiction
Boys & Girls Club of South Valley	Non-profit organizations	public services	Jurisdiction
Legal Aid Society of Salt Lake	Non-profit organizations	public services	Jurisdiction
SANDY COUNSELING CENTER	Non-profit organizations	public services	Jurisdiction
Family Support Center, UT	Non-profit organizations	public services	Jurisdiction
Community Health Centers, Inc	Non-profit organizations	public services	Jurisdiction
YWCA SALT LAKE CITY	Non-profit organizations	public services	Jurisdiction
South Valley Sanctuary	Non-profit organizations	public services	Jurisdiction
Wasatch Front Regional Council	Regional organization	Planning	Jurisdiction
COMMUNITY ACTION PROGRAM	Non-profit organizations	public services	Jurisdiction

Table 15 - Institutional Delivery Structure

Assess of Strengths and Gaps in the Institutional Delivery System

The City of West Jordan operates as a Strong Mayor form of government with a City Administrator. The Mayor is full time and acts as a strong Mayor while the six Council Members are part-time employees. A full-time City Administrator is responsible for assisting in carrying out the Mayor and Council policy directives and managing the day to day operations of the City. The Mayor is elected by the entire City

and the Council is elected by the district of residence. Each year, a Mayor Pro Tem is assigned from among the current members to assume all duties and powers of the Mayor during the Mayor’s absence or disability. For more information on the Council contact the City Clerk’s Office at 8000 S. Redwood Road, West Jordan, Utah 84088.

The City will undertake the execution of the projects described in the 2020 Action Plan through the procurement and contracting of construction services. The City of West Jordan is the lead agency and will be responsible for said procurement of services from outside vendors to design and construct any ADA street improvements and for rehabilitation of owner-occupied homes. Non-profit agencies will provide all public services for low and moderate-income persons from West Jordan. The City has qualified staff to administer the CDBG program and manage all projects.

Availability of services targeted to homeless persons and persons with HIV and mainstream services

Homelessness Prevention Services	Available in the Community	Targeted to Homeless	Targeted to People with HIV
Homelessness Prevention Services			
Counseling/Advocacy	X	X	
Legal Assistance	X		
Mortgage Assistance	X	X	
Rental Assistance	X	X	X
Utilities Assistance	X	X	X
Street Outreach Services			
Law Enforcement	X	X	
Mobile Clinics	X	X	
Other Street Outreach Services	X		
Supportive Services			
Alcohol & Drug Abuse	X		
Child Care	X	X	
Education	X	X	
Employment and Employment Training	X	X	X
Healthcare	X	X	X
HIV/AIDS	X	X	
Life Skills	X	X	
Mental Health Counseling	X	X	
Transportation	X	X	
Other			

Table 16 - Homeless Prevention Services Summary

Describe how the service delivery system including, but not limited to, the services listed above meet the needs of homeless persons (particularly chronically homeless individuals and families, families with children, veterans and their families, and unaccompanied youth)

While there are agencies in the area that provide homeless services and housing in West Jordan, the City is limited on data that clearly documents homeless specific needs. This makes it difficult to pinpoint such needs. The City continues to rely on the local nonprofits to supply the data they have available for homeless needs. The above chart was completed by Salt Lake County.

Describe the strengths and gaps of the service delivery system for special needs population and persons experiencing homelessness, including, but not limited to, the services listed above

The City currently does not have the organizational capacity to address the homeless population and/or persons with special needs. Therefore, the City relies on the local nonprofits to provide their information and data. This is an area the City supports with CDBG funds.

Provide a summary of the strategy for overcoming gaps in the institutional structure and service delivery system for carrying out a strategy to address priority needs

The City has not adopted any specific strategies to address homelessness, the priority needs of homelessness, or persons at risk of becoming homeless. These efforts are coordinated with Salt Lake County that holds the responsibility of addressing the issue of Chronic Homelessness. The City's objectives for addressing homelessness, as required by HUD Consolidated Plan regulations, will be as follows:

1. Establish outreach and planning with agencies that provide services and housing to the homeless to better document homeless needs for the City.
2. Work to develop partnerships with local homeless services, housing, and faith-based organizations to efficiently connect homeless persons with existing resources.

For the special needs population, the City will be:

1. Identify agency resources to better capture the information on the needs of the special population.

2. The City works with the local building inspector to supply needed information on the permits to assist with ADA compliance requirements.

SP-45 Goals - 91.415, 91.215(a)(4)

Goals Summary Information

Sort Order	Goal Name	Start Year	End Year	Category	Geographic Area	Needs Addressed	Funding	Goal Outcome Indicator
1	Decent Housing Goal #1: Homeownership	2020	2024	Affordable Housing	Citywide	Homeownership	CDBG: \$500,000	Direct Financial Assistance to Homebuyers: 100 Households Assisted
2	Decent Housing Goal #2: Owner Rehabilitation	2020	2024	Affordable Housing	Citywide	Homeowner Rehabilitation	CDBG: \$40,000	Homeowner Housing Rehabilitated: 3 Household Housing Unit
3	Decent Housing Goal #3: Emergency Repair	2020	2024	Affordable Housing	Citywide	Homeowner Rehabilitation Emergency Home Repair & Access Improvements	CDBG: \$450,000	Homeowner Housing Rehabilitated: 230 Household Housing Unit
4	Suitable Living Environment Goal #1: ADA Ramps	2021	2024	Non-Housing Community Development	Citywide	ADA Ramp Construction	CDBG: \$300,000	Public Facility or Infrastructure Activities other than Low/Moderate Income Housing Benefit: 180 Persons Assisted
5	SLE Goal #2: Youth	2020	2024	Non-Housing Community Development	Citywide	Youth Mentoring Program Mental Health Counseling Parent Advocate Counseling	CDBG: \$30,000	Public service activities other than Low/Moderate Income Housing Benefit: 25 Persons Assisted

Sort Order	Goal Name	Start Year	End Year	Category	Geographic Area	Needs Addressed	Funding	Goal Outcome Indicator
6	SLE Goal #3: Afterschool Program	2020	2024	Non-Housing Community Development	Citywide	Afterschool Programs	CDBG: \$50,000	Public service activities other than Low/Moderate Income Housing Benefit: 600 Persons Assisted
7	SLE Goal #4: Legal Services	2020	2024	Non-Housing Community Development	Citywide	Legal Services	CDBG: \$65,000	Public service activities other than Low/Moderate Income Housing Benefit: 1055 Persons Assisted
8	SLE #5: Mental Health Counseling	2021	2024	Non-Housing Community Development	Citywide	Mental Health Counseling	CDBG: \$15,000	Public service activities other than Low/Moderate Income Housing Benefit: 35 Persons Assisted
9	SLE #6: Homeless Shelter Operations	2020	2024	Homeless	Citywide	Homeless Shelter Operations	CDBG: \$36,000	Homeless Person Overnight Shelter: 1200 Persons Assisted
10	SLE Goal #7: Crisis Nursery	2020	2024	Non-Housing Community Development	Citywide	Crisis Nursery	CDBG: \$21,000	Public service activities other than Low/Moderate Income Housing Benefit: 349 Persons Assisted
11	SLE Goal #8: Parent Advocate Counseling	2021	2024	Non-Housing Community Development	Citywide	Mental Health Counseling Parent Advocate Counseling	CDBG: \$15,000	Public service activities other than Low/Moderate Income Housing Benefit: 40 Persons Assisted
12	SLE Goal #9: Emergency Winter Housing	2021	2024	Homeless	Citywide	Emergency Winter Housing	CDBG: \$24,000	Overnight/Emergency Shelter/Transitional Housing Beds added: 1200 Beds

Sort Order	Goal Name	Start Year	End Year	Category	Geographic Area	Needs Addressed	Funding	Goal Outcome Indicator
13	SLE Goal #10: Dental Health	2020	20124	Non-Housing Community Development	Citywide	Dental Health Program	CDBG: \$25,000	Public service activities other than Low/Moderate Income Housing Benefit: 670 Persons Assisted
14	SLE Goal #11: SVS Domestic Violence Shelter	2020	2024	Non-Housing Community Development	Citywide	Domestic Violence Shelters	CDBG: \$72,000	Public service activities other than Low/Moderate Income Housing Benefit: 210 Persons Assisted
15	SLE Goal #12: YWCA Domestic Violence Shelter	2020	2024	Non-Housing Community Development	Citywide	Domestic Violence Shelters	CDBG: \$20,000	Public service activities other than Low/Moderate Income Housing Benefit: 68 Persons Assisted
16	SLE Goal #13: Food Pantry	2020	2024	Non-Housing Community Development	Citywide	Food Pantry	CDBG: \$25,000	Public service activities other than Low/Moderate Income Housing Benefit: 1500 Persons Assisted
17	Planning & Administration Goal # 1: CDBG Admin	2020	2024	Affordable Housing Public Housing Homeless Non-Homeless Special Needs Non-Housing Community Development	Citywide	Planning & CDBG Administration	CDBG: \$530,000	Other: 1 Other

Sort Order	Goal Name	Start Year	End Year	Category	Geographic Area	Needs Addressed	Funding	Goal Outcome Indicator
18	Debt Service Goal #1: Section 108 Loan Payment	2020	2024	Non-Housing Community Development	Citywide	West Jordan Senior Center Debt Service	CDBG: \$775,000	Public Facility or Infrastructure Activities for Low/Moderate Income Housing Benefit: 1 Households Assisted
19	Planning Goal #1: WFRC	2020	2024	Affordable Housing Homeless Non-Housing Community Development	Citywide	Planning & CDBG Administration	CDBG: \$3,577	Other: 1 Other

Table 17 – Goals Summary

Goal Descriptions

1	Goal Name	Decent Housing Goal #1: Homeownership
	Goal Description	The provision of affordable housing includes programs that are currently funded through the existing down payment assistance program. The City anticipates providing assistance to 12 low and moderate-income homebuyers per year for the 5-year period of this consolidated plan for a total of assistance to 60 homebuyers.
2	Goal Name	Decent Housing Goal #2: Owner Rehabilitation
	Goal Description	The City will continue to offer the low interest housing rehabilitation program to qualified homeowners in West Jordan. The City anticipates providing loans to 2 homeowners per year for a total of 10 loans over the FY2020-2024 Consolidated Plan period.

3	Goal Name	Decent Housing Goal #3: Emergency Repair
	Goal Description	The City will continue to utilize the services of the ASSIST program for the emergency home repair and access improvement program.
4	Goal Name	Suitable Living Environment Goal #1: ADA Ramps
	Goal Description	The city will utilize CDBG funds in the upcoming years for street intersections without acceptable ADA ramp access for disabled residents.
5	Goal Name	SLE Goal #2: Youth
	Goal Description	The City will continue to utilize the services of Big Brother Big Sisters of Utah for an ongoing mentoring program for "AT-RISK" youths in West Jordan.
6	Goal Name	SLE Goal #3: Afterschool Program
	Goal Description	The City will continue to fund the Heartland Afterschool program for during the regular school year.
7	Goal Name	SLE Goal #4: Legal Services
	Goal Description	The City will continue to provide legal services through the Legal Aid Society of Salt Lake City.
8	Goal Name	SLE #5: Mental Health Counseling
	Goal Description	The City will continue to use the services of The INN BETWEEN counseling for mental health and hospice counseling for residents from West Jordan.
9	Goal Name	SLE #6: Homeless Shelter Operations
	Goal Description	The city will continue to fund The Road Home homeless shelter located in Salt Lake City for soft costs. The services are for staff and benefits the homeless persons from West Jordan.
10	Goal Name	SLE Goal #7: Crisis Nursery
	Goal Description	The City will continue to utilize the services of the Family Support Center for operations of the Crisis Nursery Program.

11	Goal Name	SLE Goal #8: Parent Advocate Counseling
	Goal Description	The City will utilize the services of the Family Support Center for Parent Advocate Counseling in home and at the shelter.
12	Goal Name	SLE Goal #9: Emergency Winter Housing
	Goal Description	The City will continue to support services for staffing of the Emergency Winter Housing center operated by The Road Home from November - April each year.
13	Goal Name	SLE Goal #10: Dental Health
	Goal Description	The City will continue to fund the Senior Charity Care Foundation and its' dental care program for LMI seniors.
14	Goal Name	SLE Goal #11: SVS Domestic Violence Shelter
	Goal Description	The City will continue to fund the South Valley Sanctuary Shelter and Resource Center for victims of Domestic Violence.
15	Goal Name	SLE Goal #12: YWCA Domestic Violence Shelter
	Goal Description	The City will continue to fund the YWCA domestic Violence Shelter to serve as an overflow shelter to the West Jordan facility.
16	Goal Name	SLE Goal #13: Food Pantry
	Goal Description	The City will continue to support the South Valley Neighborhood food Pantry for LMI residents of West Jordan.
17	Goal Name	Planning & Administration Goal # 1: CDBG Admin
	Goal Description	The City will still utilize the 20% allowed for management of the CDBG Program and coordination with WFRC.

Estimate the number of extremely low-income, low-income, and moderate-income families to whom the jurisdiction will provide affordable housing as defined by HOME 91.315(b)(2)

The City of West Jordan will assist approximately 50 low- and moderate-income households through the Minor Repair Program each year, 12 applicants in the downpayment assistance program and 2 per year in the housing rehabilitation loan program. In addition, the City will continue to seek funding for an additional 72 units of affordable senior housing from the State of Utah Olene Walker Housing Trust fund, Salt Lake County HOME Consortium, Utah Nonprofit and the Tax Credit program over the next five years.

SP-65 Lead-based Paint Hazards - 91.415, 91.215(i)

Actions to address LBP hazards and increase access to housing without LBP hazards

The City of West Jordan is addressing lead-based paint issues through both the Minor Repair Program and the Moderate Repair Program funded by the CDBG Program. The City procured the services of a certified lead consultant for all rehab projects and downpayment assistance properties. We now have the ability to test the houses on a local level and bid out the required abatement or interim control work that is needed to each home prior to the regular rehabilitation work beginning. The majority of the homes assisted through our housing rehabilitation programs were built prior to 1978. In cases where there are substantial lead issues, the owners are referred to the Salt Lake County Lead Abatement program. All homes under the CDBG program are reviewed for lead base paint regardless of the age of the property. In addition, all homeowners or homebuyers are provided with information and certifications concerning the danger of lead poisoning.

How are the actions listed above integrated into housing policies and procedures?

HUD has issued regulations to protect persons from LBP hazards in housing built prior to 1978. The City of West Jordan is required to follow these Federal LBP regulations in implementing its housing rehabilitation and homebuyer programs. The requirements of the LBP regulations have been incorporated into the Policies and Procedures for the City's housing rehabilitation and homebuyer programs. The non-lead rehabilitation cost will determine what type of lead hazard reductions must be addressed and the appropriate notices that must be given to the homeowner.

The Housing Rehabilitation Policies and Procedures include the completion of accessibility improvements within units receiving assistance to the extent compatible with the rehabilitation work to be performed to enhance access and mobility for those homeowners who are disabled.

SP-70 Anti-Poverty Strategy - 91.415, 91.215(j)

Jurisdiction Goals, Programs and Policies for reducing the number of Poverty-Level Families

The core premise of the antipoverty strategy is that employment is the vehicle through which those who are impoverished can best achieve the goal of self-sufficiency. The most efficient method for reaching this goal is for the City to strive for an economic climate that leads to the availability of a wide range of possible jobs available for these individuals. The City of West Jordan works closely with the local Chamber of Commerce and businesses that may be eligible for funding through the West Jordan and Salt Lake County Economic Development Loan Program.

Another strategy has been to coordinate with the State of Utah Workforce Development programs to determine if partnerships with service agencies could help the City achieve a reasonable antipoverty strategy.

While the LMI areas are targeted and first priority, most years there are no identified projects as the areas have acceptable infrastructure.

How are the Jurisdiction poverty reducing goals, programs, and policies coordinated with this affordable housing plan

By directing resources to serve CDBG eligible areas when possible and projects are identified, which are also those areas hardest hit by poverty in the following three ways:

- **Human Capital:** The City will invest in residents by enabling people at all income levels to lead healthier more productive lives by assisting with sustaining quality housing through the

rehabilitation program and through code enforcement efforts in reducing slum and blight.

- **Neighborhoods:** By enhancing the quality of life in West Jordan's neighborhoods, including public places, public services, infrastructures and housing stock. Ensuring that these targeted neighborhoods are good

places to live and work.

- **Economic Development:** By expanding economic opportunities, especially employment opportunities, for low- and moderate-income residents through efforts to attract, retain and

expand small businesses throughout the City. This activity is more citywide with priority to developing LMI businesses.

SP-80 Monitoring - 91.230

Describe the standards and procedures that the jurisdiction will use to monitor activities carried out in furtherance of the plan and will use to ensure long-term compliance with requirements of the programs involved, including minority business outreach and the comprehensive planning requirements

The City is responsible for managing the day-to-day operations of the CDBG Program and ensuring that CDBG funds are used in keeping with program requirements. Implementation of CDBG activities by other entities and sub recipients does not relieve the City of this responsibility. The three primary goals of the City's monitoring procedures are to ensure production and accountability, ensure compliance with CDBG and other federal requirements, and to evaluate organizational and project performance. The monitoring plan includes the following: objectives of the monitoring plan, standardized procedures for reporting by funding recipients, standardized procedures for review and monitoring, how risk will be identified and addressed, frequency of meetings, monitoring reviews and inspections, pre-monitoring preparation, use of staff and other resources for monitoring, and monitoring "checklists".

The City performs a risk assessment to identify which funding recipients require comprehensive monitoring. High risk funding recipients include those that are new to the CDBG program, experiencing turnover in key staff positions, plagued by past compliance or performance problems, undertaking multiple CDBG funded activities for the first time, and not submitting timely reports.

For experienced funding recipients that are successfully carrying out activities, the City could plan a more narrowly focused monitoring to examine areas where the regulations have changed, new activities that are being undertaken, or program aspects that led to problems in the past. However, comprehensive monitoring reviews are conducted periodically, even for funding recipients with strong past performance. Even the most effective and efficient funding recipients can neglect their responsibilities if the City does not hold them accountable.

Program monitoring reviews may be conducted in two ways. The first is to conduct what is referred to as a "desk review." The second, more intensive way to monitor CDBG funded programs and organizations is to conduct an on-site monitoring review.

Other general areas for project monitoring include:

The City will monitor project schedule: Is the project on schedule and have all major milestones been met. If the project has been completed, are required annual reviews and re-certifications planned and scheduled for the coming year.

The City will monitor project accomplishments:

Is the project meeting standards established in the written agreement, are costs on target, are the numbers of units proposed being produced? If applicable, is the quality of the construction/rehabilitation acceptable. If the project is finished, have the CDBG assisted units been rented/sold to income eligible households.

Expected Resources

AP-15 Expected Resources - 91.420(b), 91.220(c)(1,2)

Introduction

The City anticipates that the only funds available for 2020 for the selected CDBG projects will be CDBG funds. The City will receive \$541,307 in CDBG funds for 2020. These funds were allocated through a competitive application process and will assist numerous LMI persons. The projects will be completed by City departments and local nonprofits. The same competitive process was utilized for the 2020-2024 Consolidated Plan and 2020 Annual Action Plan process. Funding for each year of the Con Plan will follow the same competitive process.

Anticipated Resources

Program	Source of Funds	Uses of Funds	Expected Amount Available Year 1				Expected Amount Available Remainder of ConPlan \$	Narrative Description
			Annual Allocation: \$	Program Income: \$	Prior Year Resources: \$	Total: \$		
CDBG	public - federal	Acquisition Admin and Planning Economic Development Housing Public Improvements Public Services	574,748	0	50,000	624,748	2,498,992	Funding for the program will be from each program year. We anticipate an average of \$624,748 per year.

Table 18 - Expected Resources – Priority Table

Explain how federal funds will leverage those additional resources (private, state and local funds), including a description of how matching requirements will be satisfied

For 2020, CDBG funds will not be leveraged with other City, State, or Federal funds. There are no matching requirements for the CDBG program. The City encourages matching funds and awards extra consideration when scoring applicants that supplied other funding sources.

If appropriate, describe publicly owned land or property located within the jurisdiction that may be used to address the needs identified in the plan

All ADA improvements will be on existing local streets and rights-of-way. No acquisition is anticipated to be required during the implementation of the FY2020-2024 Con Plan.

Discussion

For 2020, CDBG funds will not be leveraged with other City, State, Federal or foundations funds. There are no matching requirements for the CDBG program.

Annual Goals and Objectives

AP-20 Annual Goals and Objectives - 91.420, 91.220(c)(3) &(e)

Goals Summary Information

Sort Order	Goal Name	Start Year	End Year	Category	Geographic Area	Needs Addressed	Funding	Goal Outcome Indicator
1	Decent Housing Goal #1: Homeownership	2020	2024	Affordable Housing	Citywide	Homeownership	CDBG: \$100,000	Direct Financial Assistance to Homebuyers: 20 Households Assisted
2	Decent Housing Goal #2: Owner Rehabilitation	2020	2024	Affordable Housing	Citywide	Homeowner Rehabilitation	CDBG: \$40,000	Homeowner Housing Rehabilitated: 3 Household Housing Unit
3	Decent Housing Goal #3: Emergency Repair	2020	2024	Affordable Housing	Citywide	Homeowner Rehabilitation	CDBG: \$90,000	Homeowner Housing Rehabilitated: 40 Household Housing Unit
5	SLE Goal #2: Youth	2020	2024	Non-Housing Community Development	Citywide	Youth Mentoring Program	CDBG: \$7,500	Public service activities other than Low/Moderate Income Housing Benefit: 8 Persons Assisted
6	SLE Goal #3: Afterschool Program	2020	2024	Non-Housing Community Development	Citywide	Afterschool Programs	CDBG: \$10,000	Public service activities other than Low/Moderate Income Housing Benefit: 130 Persons Assisted
7	SLE Goal #4: Legal Services	2020	2024	Non-Housing Community Development	Citywide	Legal Services	CDBG: \$12,000	Public service activities other than Low/Moderate Income Housing Benefit: 210 Persons Assisted

Sort Order	Goal Name	Start Year	End Year	Category	Geographic Area	Needs Addressed	Funding	Goal Outcome Indicator
9	SLE #6: Homeless Shelter Operations	2020	2024	Homeless	Citywide	Homeless Shelter Operations	CDBG: \$12,000	Public service activities other than Low/Moderate Income Housing Benefit: 106 Persons Assisted
10	SLE Goal #7: Crisis Nursery	2020	2024	Non-Housing Community Development	Citywide	Crisis Nursery	CDBG: \$7,000	Public service activities other than Low/Moderate Income Housing Benefit: 210 Persons Assisted
13	SLE Goal #10: Dental Health	2020	2024	Non-Housing Community Development	Citywide	Dental Health Program	CDBG: \$5,000	Public service activities other than Low/Moderate Income Housing Benefit: 133 Persons Assisted
14	SLE Goal #11: SVS Domestic Violence Shelter	2020	2024	Non-Housing Community Development	Citywide	Domestic Violence Shelters	CDBG: \$15,000	Public service activities other than Low/Moderate Income Housing Benefit: 125 Persons Assisted
15	SLE Goal #12: YWCA Domestic Violence Shelter	2020	2024	Non-Housing Community Development	Citywide	Domestic Violence Shelters	CDBG: \$6,696	Public service activities other than Low/Moderate Income Housing Benefit: 33 Persons Assisted
16	SLE Goal #13: Food Pantry	2020	2024	Non-Housing Community Development	Citywide	Food Pantry	CDBG: \$6,000	Public service activities other than Low/Moderate Income Housing Benefit: 5400 Persons Assisted

Sort Order	Goal Name	Start Year	End Year	Category	Geographic Area	Needs Addressed	Funding	Goal Outcome Indicator
17	Planning & Administration Goal # 1: CDBG Admin	2020	2024	Affordable Housing Public Housing Homeless Non-Homeless Special Needs Non-Housing Community Development	Citywide	Planning & CDBG Administration	CDBG: \$97,545	Other: 1 Other

Table 19 – Goals Summary

Goal Descriptions

1	Goal Name	Decent Housing Goal #1: Homeownership
	Goal Description	Assist in the purchase of 12 homes through the Downpayment Assistance program for LMI homebuyers looking to purchase in West Jordan. CDBG funds will be used for 1/2 of the required downpayment and a portion of the closing cost. Grants do not exceed \$10,000 and are secured through a trust deed requiring the buyer to remain in the home a minimum of 5 years.
2	Goal Name	Decent Housing Goal #2: Owner Rehabilitation
	Goal Description	The City will provide housing rehab loans to 2 residents during FY2020-2024. Funds will be provided through the revolving loan income account.
3	Goal Name	Decent Housing Goal #3: Emergency Repair
	Goal Description	The City will continue to utilize the services of the ASSIST program to perform emergency home repairs and ADA access improvements.

5	Goal Name	SLE Goal #2: Youth
	Goal Description	The City will continue to utilize the Big Brothers Big Sisters Program to provide mentoring to "AT-RISK" youths from West Jordan.
6	Goal Name	SLE Goal #3: Afterschool Program
	Goal Description	The Boys & Girls Club of South Valley operates the Heartland Afterschool program during the school year and summers. This program provides tutoring, homework assistance and recreation to the LMI youths at Heartland Elementary.
7	Goal Name	SLE Goal #4: Legal Services
	Goal Description	The City utilizes the services of Legal Aid Society of Salt Lake to provide legal services to victims of domestic violence in securing protective orders, restraining orders, resolving divorce issues and child custody matters.
9	Goal Name	SLE #6: Homeless Shelter Operations
	Goal Description	The City provides funding for operation of The Road Home homeless shelter located in Salt Lake City. This shelter provides emergency housing and counseling services to victims of homelessness from West Jordan.
10	Goal Name	SLE Goal #7: Crisis Nursery
	Goal Description	The Family Support Center operates a Crisis Nursery and provides services to the LMI residents of West Jordan. These services are basically daycare services with occasional overnight stays being required.
13	Goal Name	SLE Goal #10: Dental Health
	Goal Description	The Community Health Centers operates a dental assistance program for LMI residents of West Jordan. This program provides for initial checkups, cleaning, tooth repair and removal.
14	Goal Name	SLE Goal #11: SVS Domestic Violence Shelter
	Goal Description	The South Valley Sanctuary facility provides emergency housing and counseling services to victims of domestic abuse. This facility is the only one in the Salt Lake Valley that provides services for both men and women.

15	Goal Name	SLE Goal #12: YWCA Domestic Violence Shelter
	Goal Description	The YWCA acts as an overflow shelter for the South Valley Sanctuary when their facilities are filled to capacity. The YWCA provides both emergency housing and counseling services for victims of domestic abuse.
16	Goal Name	SLE Goal #13: Food Pantry
	Goal Description	The Community Action Program operates the South Valley Neighborhood Food Pantry in Midvale. This facility provides a 3-day emergency food supply to the LMI residents of West Jordan. On average, a West Jordan family makes 6 visits per year to the pantry.
17	Goal Name	Planning & Administration Goal # 1: CDBG Admin
	Goal Description	The City provides a staff person for the day to day management of the CDBG Program. Funding for salary, training, travel and benefits are taken from this account.

AP-35 Projects - 91.420, 91.220(d)

Introduction

This section details out the project to be implemented under the FY2020 CDBG program in West Jordan.

#	Project Name
1	Downpayment Assistance
2	Housing Rehabilitation Loan Program
3	ASSIST Emergency Home Repair & Access Improvements
4	Big Brothers Big Sisters Mentoring Program
5	Boys & Girls Club of South Valley
6	Legal Aid Society of Salt Lake
7	The Road Home-Homeless Shelter
8	Family Support Crisis Nursery
9	Community Health Centers
10	South Valley Sanctuary
11	YWCA Domestic Violence Shelter
12	South Valley Food Pantry
13	CDBG Program Administration

Table 20 – Project Information

Describe the reasons for allocation priorities and any obstacles to addressing underserved needs

Allocation priorities were based on the Needs Analysis and applications received for funding under the FY2020 CDBG Program.

AP-38 Project Summary

Project Summary Information

1	Project Name	Downpayment Assistance
	Target Area	Citywide
	Goals Supported	Decent Housing Goal #1: Homeownership
	Needs Addressed	Homeownership
	Funding	CDBG: \$50,000
	Description	Provides homebuyer assistance in the form of 1/2 of the required downpayment and a portion of the closing cost. Total grant does not exceed \$5,000 and the homebuyer must reside in the property for a period of 5 years.
	Target Date	6/30/2021
	Estimate the number and type of families that will benefit from the proposed activities	20 low and moderate-income families will be assisted in home purchase under this activity.
	Location Description	Citywide, activities will be directed to the LMI areas as a priority however when funds are not utilized in these areas then activities will be available for Citywide use.
Planned Activities	The City will provide 1/2 of the required downpayment and closing costs for home purchase. The total grant will not exceed \$5,000.	
2	Project Name	Housing Rehabilitation Loan Program
	Target Area	Citywide
	Goals Supported	Decent Housing Goal #2: Owner Rehabilitation
	Needs Addressed	Homeowner Rehabilitation

	Funding	CDBG: \$40,000
	Description	The City provides a low interest housing rehabilitation loan program for LMI homeowners throughout the City. This program addresses identified health and safety issues with homes.
	Target Date	6/30/2021
	Estimate the number and type of families that will benefit from the proposed activities	The City anticipates serving 3 households under this program during FY2020.
	Location Description	Citywide, activities will be directed to the LMI areas as a priority however when funds are not utilized in these areas then activities will be available for Citywide use.
	Planned Activities	The City will address health and safety concerns in the rehabilitation of these homes.
3	Project Name	ASSIST Emergency Home Repair & Access Improvements
	Target Area	Citywide
	Goals Supported	Decent Housing Goal #3: Emergency Repair
	Needs Addressed	Emergency Home Repair & Access Improvements
	Funding	CDBG: \$200,000
	Description	The ASSIST program provides emergency home repairs and ADA access improvements for LMI homeowners in West Jordan.
	Target Date	6/30/2021
	Estimate the number and type of families that will benefit from the proposed activities	ASSIST anticipates serving 100 LMI residents during FY2020.
	Location Description	Citywide, activities will be directed to the LMI areas as a priority however when funds are not utilized in these areas then activities will be available for Citywide use.

	Planned Activities	Improvements will include activities such as heater replacement, plumbing, roofing, wiring etc. Access improvements will include installation of ADA ramps, grab bars, ADA compliant plumbing, etc.
4	Project Name	Big Brothers Big Sisters Mentoring Program
	Target Area	Citywide
	Goals Supported	SLE Goal #2: Youth
	Needs Addressed	Youth Mentoring Program
	Funding	CDBG: \$10,000
	Description	Big Brothers Big Sisters of Utah operates a mentoring program for "AT-RISK" youths from West Jordan. The program matches' up youths with an adult to help mentor them.
	Target Date	6/30/2021
	Estimate the number and type of families that will benefit from the proposed activities	Big Brothers Big Sisters estimates serving 27 youths from LMI families from West Jordan area.
	Location Description	Citywide, activities will be directed to the LMI areas as a priority however when funds are not utilized in these areas then activities will be available for Citywide use.
	Planned Activities	The program will match a youth with an adult mentor. Activities will include both educational activities as well as recreational activities to help the youth resolve some of the issues they are dealing with.
5	Project Name	Legal Aid Society of Salt Lake
	Target Area	Citywide
	Goals Supported	SLE Goal #4: Legal Services
	Needs Addressed	Legal Services
	Funding	CDBG: \$32,000

	Description	Legal Aid provides assistance to victims of domestic violence in legal matters involving restraining orders, divorce, protective issues, etc.
	Target Date	6/30/2021
	Estimate the number and type of families that will benefit from the proposed activities	Legal Adi estimates serving a total of 200 victims of domestic violence from the City of West Jordan during FY2020.
	Location Description	Citywide, activities will be directed to the LMI areas as a priority however when funds are not utilized in these areas then activities will be available for Citywide use.
	Planned Activities	Legal Aid will assist in the preparation and submission of documents for restraining orders, protective orders, divorce, etc.
6	Project Name	The Road Home-Homeless Shelter
	Target Area	Citywide
	Goals Supported	SLE #6: Homeless Shelter Operations
	Needs Addressed	Homeless Shelter Operations
	Funding	CDBG: \$12,000
	Description	The Road Home operates the homeless shelter located in Salt Lake City and serves the West Jordan area. Services include emergency housing and counseling services for victims of homelessness.
	Target Date	6/30/2021
	Estimate the number and type of families that will benefit from the proposed activities	The Road Home anticipates serving 106 LMI persons from West Jordan that are victims of homelessness.
	Location Description	Citywide, activities will be directed to the LMI areas as a priority however when funds are not utilized in these areas then activities will be available for Citywide use.

	Planned Activities	Activities include the provision of emergency shelter, counseling and employment search.
7	Project Name	Family Support Crisis Nursery
	Target Area	Citywide
	Goals Supported	SLE Goal #7: Crisis Nursery
	Needs Addressed	Crisis Nursery
	Funding	CDBG: \$30,000
	Description	The Family support Center operates a Crisis Nursery located in Midvale. This facility provides services to LMI residents from West Jordan that are in need of daycare and occasional overnight care for their children.
	Target Date	6/30/2021
	Estimate the number and type of families that will benefit from the proposed activities	Family Support anticipates serving 210 children from LMI families from West Jordan.
	Location Description	Citywide, activities will be directed to the LMI areas as a priority however when funds are not utilized in these areas then activities will be available for Citywide use.
	Planned Activities	Activities include daycare, meals, and recreational/educational activities.
8	Project Name	Senior Charity Care Foundation
	Target Area	Citywide
	Goals Supported	SLE Goal #10: Dental Health
	Needs Addressed	Dental Health Program
	Funding	CDBG: \$13,530
	Description	Community Health Centers operates a senior dental program that is available to LMI residents of West Jordan.

	Target Date	6/30/2021
	Estimate the number and type of families that will benefit from the proposed activities	Community Health Centers will provide service to 133 LMI residents from the City of West Jordan.
	Location Description	Citywide, activities will be directed to the LMI areas as a priority however when funds are not utilized in these areas then activities will be available for Citywide use.
	Planned Activities	Services include regular check-up with cleaning, tooth repair and removal.
9	Project Name	South Valley Sanctuary
	Target Area	Citywide
	Goals Supported	SLE Goal #12: YWCA Domestic Violence Shelter
	Needs Addressed	Domestic Violence Shelters
	Funding	CDBG: \$40,000
	Description	South Valley Sanctuary operates a domestic violence shelter in West Jordan. This shelter provides emergency housing and counseling services for victims of domestic violence from this area.
	Target Date	6/30/2021
	Estimate the number and type of families that will benefit from the proposed activities	South Valley Sanctuary expects to serve 125 LMI residents from West Jordan during FY2020.
	Location Description	Citywide, activities will be directed to the LMI areas as a priority however when funds are not utilized in these areas then activities will be available for Citywide use.
	Planned Activities	Services include emergency housing, counseling services, food/clothing pantry and assistance in employment.
	Project Name	YWCA Domestic Violence Shelter

10	Target Area	Citywide
	Goals Supported	SLE Goal #12: YWCA Domestic Violence Shelter
	Needs Addressed	Domestic Violence Shelters
	Funding	CDBG: \$32,269
	Description	The YWCA operates a domestic violence shelter in Salt Lake and acts as an overflow shelter to South Valley Sanctuary. This facility offers emergency housing, counseling and food pantry services to victims of domestic violence.
	Target Date	6/30/2021
	Estimate the number and type of families that will benefit from the proposed activities	The YWCA anticipates serving 33 victims of domestic violence from the West Jordan area during FY2020.
	Location Description	Citywide, activities will be directed to the LMI areas as a priority however when funds are not utilized in these areas then activities will be available for Citywide use.
	Planned Activities	Services include emergency housing, counseling and food/clothing pantry services.
11	Project Name	South Valley Food Pantry
	Target Area	Citywide
	Goals Supported	SLE Goal #13: Food Pantry
	Needs Addressed	Food Pantry
	Funding	CDBG: \$25,000
	Description	The Community Action Program operates the South Valley Food Pantry which provides a 3-day emergency food supply to LMI residents from West Jordan.
	Target Date	6/30/2021

	Estimate the number and type of families that will benefit from the proposed activities	The Community action Program operates the South Valley Food Pantry that serves the LMI of West Jordan. This facility will provide emergency food for up to 5,400 residents this fiscal year.
	Location Description	Citywide, activities will be directed to the LMI areas as a priority however when funds are not utilized in these areas then activities will be available for Citywide use.
	Planned Activities	Activities include the boxing and disbursement of food supplies to LMI residents from West Jordan. In addition, the Community Action Program provides information on other programs during the intake process to clients.
12	Project Name	CDBG Program Administration
	Target Area	Citywide
	Goals Supported	Planning & Administration Goal # 1: CDBG Admin
	Needs Addressed	Planning & CDBG Administration
	Funding	CDBG: \$82,064
	Description	The City provides a staff person to handle the day to day operation of the CDBG Program. This activity provides funding for salary, benefits, training and other costs associated to having an employee.
	Target Date	6/30/2021
	Estimate the number and type of families that will benefit from the proposed activities	The City provides for one staff person with CDBG funds to manage the day to day operation of the CDBG Program.
	Location Description	Citywide, activities will be directed to the LMI areas as a priority however when funds are not utilized in these areas then activities will be available for Citywide use.
	Planned Activities	Activities include the day to day management of the CDBG Program, coordination of meetings and trainings, and compliance with all CDBG guidelines.

AP-50 Geographic Distribution - 91.420, 91.220(f)

Description of the geographic areas of the entitlement (including areas of low-income and minority concentration) where assistance will be directed

Because of the wide dispersal of people and need of services in West Jordan, services will be available citywide. All activities will be documented based upon current income levels of the person receiving such service.

Geographic Distribution

Target Area	Percentage of Funds
Citywide	100

Table 21 - Geographic Distribution

Rationale for the priorities for allocating investments geographically

While the City tries to target funding to the LMI areas, services in these areas, their services are equal to or better than other non LMI areas of the City. With only a select few low and moderate-income neighborhoods, the City will make these services available citywide for all low and moderate-income residents when projects cannot be identified in LMI areas.

Discussion

None

AP-85 Other Actions - 91.420, 91.220(k)

Introduction

This section talks about additional ways in which the City will work to service certain areas of needs.

Actions planned to address obstacles to meeting underserved needs

By directing resources to serve CDBG eligible areas, which are also those areas hardest hit by poverty in the following three ways:

- **Human Capital:** The City will invest in residents by enabling people at all income levels to lead healthier more productive lives by assisting with sustaining quality housing through the rehabilitation program and through code enforcement efforts in reducing slum and blight.

- **Neighborhoods:** By enhancing the quality of life in West Jordan's neighborhoods, including public places, infrastructures and housing stock. Ensuring that these targeted neighborhoods are good places to live and work.

- **Economic Development:** By expanding economic opportunities, especially employment opportunities, for low- and moderate-income residents through efforts to attract, retain and expand small businesses throughout the City.

Actions planned to foster and maintain affordable housing

The City of West Jordan continues to partner with the Utah Department of Community Affairs and Salt Lake County to access additional funds that are not available to West Jordan as an Entitlement Grantee directly from HUD. West Jordan frequently receives funding through the State's Olene Walker Housing Trust Fund for development of senior housing opportunities and through the Salt Lake County Green and Healthy Home program to further the Moderate Rehabilitation Program for low income residents with medical conditions who own and occupy their homes. This program allows the homeowner to age in place for a longer period of time in a safe and sanitary home that is brought up to minimum property standards.

Actions planned to reduce lead-based paint hazards

The City of West Jordan is addressing lead based paint issues through both the Minor Repair Program

and the Moderate Repair Program funded by the CDBG Program. The City procured the services of a certified lead consultant for all rehab projects and downpayment assistance properties. We now have the ability to test the houses on a local level and bid out the required abatement or interim control work that is needed to each home prior to the regular rehabilitation work beginning. Most of the homes assisted through our housing rehabilitation programs were built prior to 1978. In cases where there are substantial lead issues, the owners are referred to the Salt Lake County Lead Abatement program. All homes under the CDBG program are reviewed for lead base paint regardless of the age of the property. In addition, all homeowners or homebuyers are provided with information and certifications concerning the danger of lead poisoning.

Actions planned to reduce the number of poverty-level families

The core premise of the anti-poverty strategy is that employment is the vehicle through which those who are impoverished can best achieve the goal of self-sufficiency. The most efficient method for reaching this goal is for the City to strive for an economic climate that leads to the availability of a wide range of possible jobs available for these individuals. The City of West Jordan works closely with the local Chamber of Commerce and businesses that may be eligible for funding through the West Jordan and Salt Lake County Economic Development Loan Program.

Another strategy has been to coordinate with the State of Utah Workforce Development programs to determine if partnerships with service agencies could help the City achieve a reasonable anti-poverty strategy.

Actions planned to develop institutional structure

The City of West Jordan operates as a Mayor/Council form of government with a City Administrator. The Mayor is full-time but acts as a strong Mayor while the six Council Members are part-time employees. A full-time City Administrator is responsible for assisting in carrying out the Mayor and Council policy directives and managing the day to day operations of the City. The Mayor is elected by the entire City and the Council is elected by the district of residence. Each year, a Mayor Pro-Tem is assigned from among the current members to assume all duties and powers of the Mayor during the Mayor's absence or disability. For more information on the Council contact the City Clerk's Office at 8000 S. Redwood Road, West Jordan, Utah 84088.

The City will undertake the execution of the projects described in the 2020 Action Plan through the procurement and contracting of construction services. The City of West Jordan is the lead agency and will be responsible for said procurement of services from outside vendors to design and construct any ADA street improvements and for rehabilitation of owner-occupied homes. Non-profit agencies will

provide all public services for low and moderate-income persons from West Jordan. The city has qualified staff to administer the CDBG program and manage all projects.

Actions planned to enhance coordination between public and private housing and social service agencies

By directing resources to serve CDBG eligible areas, which are also those areas hardest hit by poverty in the following three ways:

- **Human Capital:** The City will invest in residents by enabling people at all income levels to lead healthier more productive lives by assisting with sustaining quality housing through the rehabilitation program and through code enforcement efforts in reducing slum and blight.
- **Neighborhoods:** By enhancing the quality of life in West Jordan's neighborhoods, including public places, infrastructures and housing stock. Ensuring that these targeted neighborhoods are good places to live and work.
- **Economic Development:** By expanding economic opportunities, especially employment opportunities, for low- and moderate-income residents through efforts to attract, retain and expand small businesses throughout the City.

Discussion

None

Program Specific Requirements

AP-90 Program Specific Requirements - 91.420, 91.220(I)(1,2,4)

Introduction

The City anticipates receiving no program income funds prior to the end of the year.

Community Development Block Grant Program (CDBG) Reference 24 CFR 91.220(I)(1)

Projects planned with all CDBG funds expected to be available during the year are identified in the Projects Table. The following identifies program income that is available for use that is included in projects to be carried out.

1. The total amount of program income that will have been received before the start of the next program year and that has not yet been reprogrammed	0
2. The amount of proceeds from section 108 loan guarantees that will be used during the year to address the priority needs and specific objectives identified in the grantee's strategic plan.	0
3. The amount of surplus funds from urban renewal settlements	0
4. The amount of any grant funds returned to the line of credit for which the planned use has not been included in a prior statement or plan	0
5. The amount of income from float-funded activities	0
Total Program Income:	0

Other CDBG Requirements

1. The amount of urgent need activities	0
2. The estimated percentage of CDBG funds that will be used for activities that benefit persons of low and moderate income. Overall Benefit - A consecutive period of one, two or three years may be used to determine that a minimum overall benefit of 70% of CDBG funds is used to benefit persons of low and moderate income. Specify the years covered that include this Annual Action Plan.	100.00%

Discussion

Any and all CDBG funds and program income funds will be used to benefit activities for LMI persons or returned to HUD. This Annual Action Plan will cover the time period between July 1, 2020 to June 30, 2021.

Appendix - Alternate/Local Data Sources